

2017 PA State Championships – Team Event



Oil Pattern Distance:	40 Feet	Reverse Brush Drop:	37 Feet	Oil Per Board:	40 uL
Forward Oil Total:	14.68 mL	Reverse Oil Total:	9.64 mL	Volume Oil Total:	24.32 mL
Forward Boards Crossed:	367 Boards	Reverse Boards Crossed:	241 Boards	Total Boards Crossed:	608 Boards

	Start	Stop	Loads	Speed	Crossed	Start	End	Feet	T.Oil
1	2L	2R	5	14	185	0.0	7.9	7.9	7400
2	7L	7R	1	14	27	7.9	9.8	1.9	1080
3	10L	9R	2	14	44	9.8	13.7	3.9	1760
4	11L	10R	3	14	60	13.7	19.6	5.9	2400
5	13L	11R	3	14	51	19.6	25.5	5.9	2040
6	2L	2R	0	18	0	25.5	40.0	14.5	0

Conditioner: Type In or Select One
TransferType: Transfer Roller

Forward Reverse More

	Start	Stop	Loads	Speed	Crossed	Start	End	Feet	T.Oil
1	2L	2R	0	22	0	40.0	33.0	-7.0	0
2	14L	12R	3	18	45	33.0	25.4	-7.6	1800
3	12L	11R	3	14	54	25.4	19.5	-5.9	2160
4	10L	10R	2	14	42	19.5	15.6	-3.9	1680
5	8L	9R	2	14	48	15.6	11.7	-3.9	1920
6	7L	8R	2	10	52	11.7	8.9	-2.8	2080
7	2L	2R	0	10	0	8.9	0.0	-8.9	0

Forward Reverse More

Conditioner:
Type In or Select
One

TransferType:
Transfer Roller

Forward



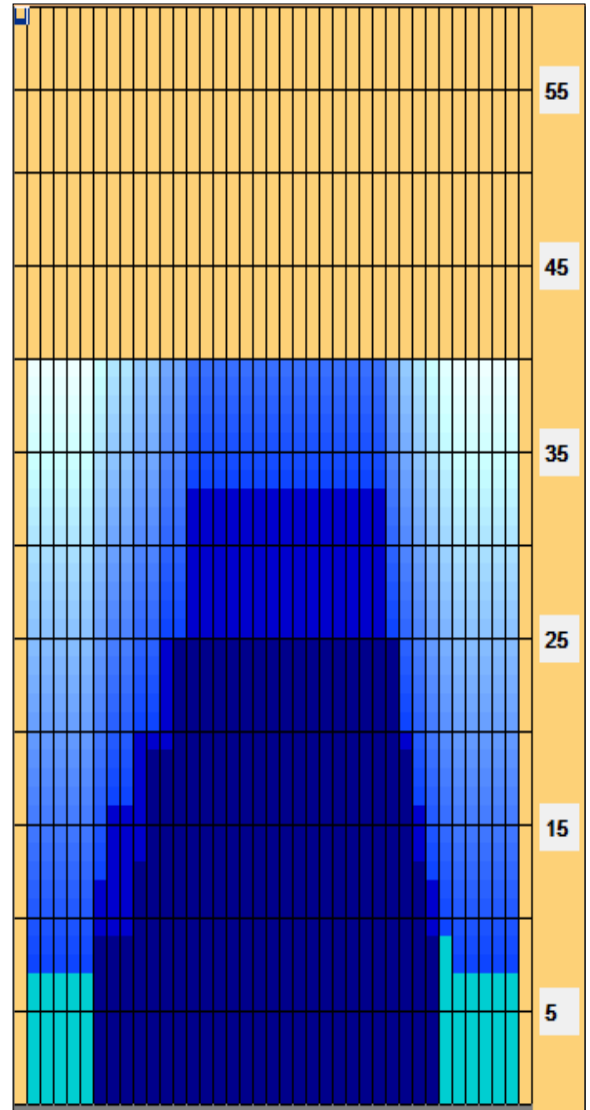
Reverse



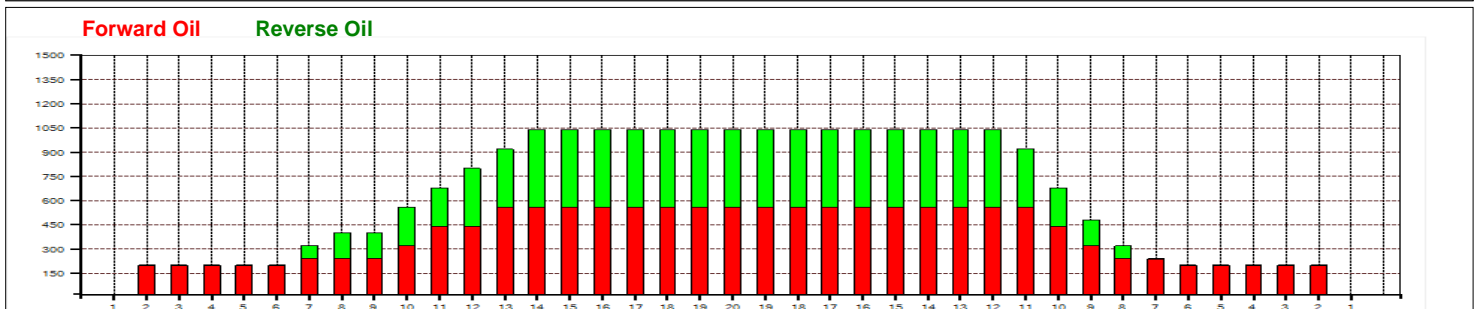
Combined



Buff



Item	3L-7L:18L-18R	8L-12L:18L-18R	13L-17L:18L-18R	18L-18R:17R-13R	18L-18R:12R-8R	18L-18R:7R-3R
Description	Outside Track:Middle	Middle Track:Middle	Inside Track:Middle	Middle: Inside Track	Middle:Middle Track	Middle:Outside Track
Track Zone Ratio	4.64	1.83	1.02	1	1.51	5





2008 Pennsylvania State High School Championships

(Tournament Oil Pattern)



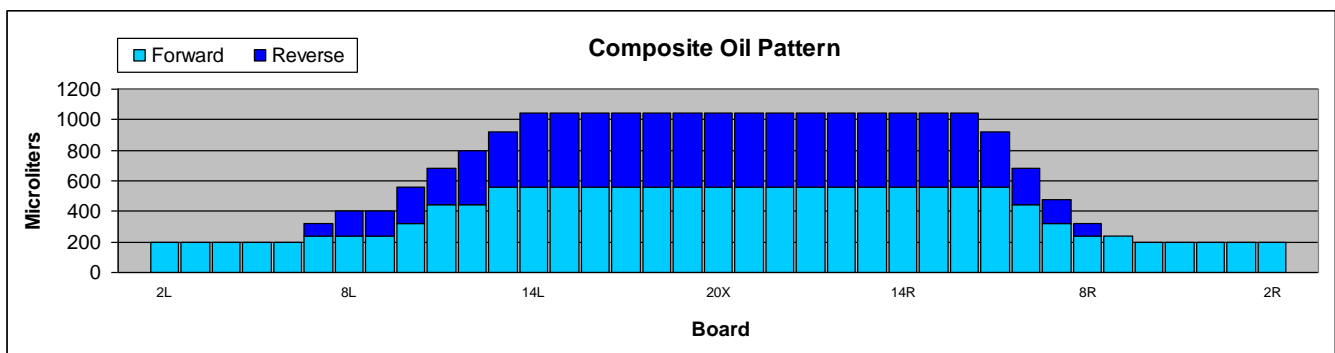
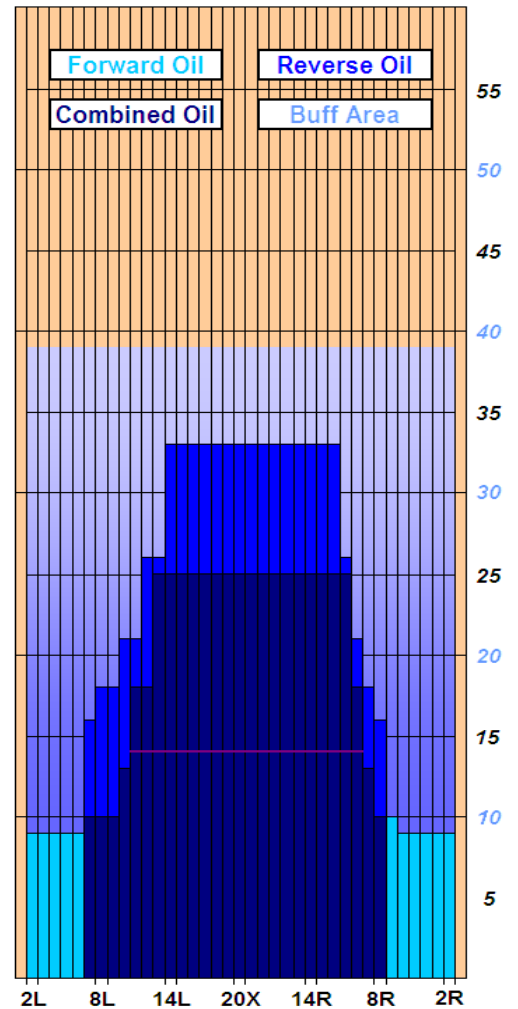
Oil Per Board:	40 μL	Forward Oil Total:	14.68 mL	Forward Boards Crossed:	367 boards
Oil Pattern Distance:	39 ft	Reverse Oil Total:	9.64 mL	Reverse Boards Crossed:	241 boards
Oil Ratio:	4.48 : 1	Volume Oil Total:	24.32 mL	Total Boards Crossed:	608 boards

Forward Oil

#	Start (Left)	Stop (Right)	# of Loads	Speed (in/sec)	Begin (ft)	End (ft)	Boards Crossed	Total Oil (μ L)
1	2	2	5	14	0	9	185	7400
2	7	7	1	14	9	10	27	1080
3	10	9	2	14	10	13	44	1760
4	11	10	3	14	13	18	60	2400
5	13	11	3	18	18	25	51	2040
6	2	2	0	18	25	39		
7								
8								
9								
10								

Reverse Oil

#	Start (Left)	Stop (Right)	# of Loads	Speed (in/sec)	Begin (ft)	End (ft)	Boards Crossed	Total Oil (μ L)
1	2	2	0	22	39	33		
2	14	12	3	18	33	26	45	1800
3	12	11	3	14	26	21	54	2160
4	10	10	2	14	21	18	42	1680
5	8	9	2	10	18	16	48	1920
6	7	8	2	10	16	14	52	2080
7	2	2	0	10	14	0		
8								
9								
10								



This oil pattern was designed specifically for high school bowling by John Wilcox, owner of Mifflinburg Lanes and lane maintenance coordinator for the Eastern Regional Professional Bowler's Association tournaments.