



Appalachian Thruway

2025 Regional Singles Oil Bank



Oil Pattern Distance: **43 Feet**
Forward Oil Total: **13.2 mL**
Forward Boards Crossed: **264 Boards**

Reverse Brush Drop: **40 Feet**
Reverse Oil Total: **12.55 mL**
Reverse Boards Crossed: **251 Boards**

Oil Per Board: **50 uL**
Volume Oil Total: **25.75 mL**
Total Boards Crossed: **515 Boards**

	Start	Stop	Loads	Speed	Crossed	Start	End	Feet	T.Oil
1	2L	2R	3	18	111	0.0	5.1	5.1	5550
2	7L	7R	1	18	27	5.1	7.6	2.5	1350
3	10L	10R	6	18	126	7.6	22.9	15.3	6300
4	2L	2R	0	22	0	22.9	43.0	20.1	0

Conditioner:
Type In or Select One

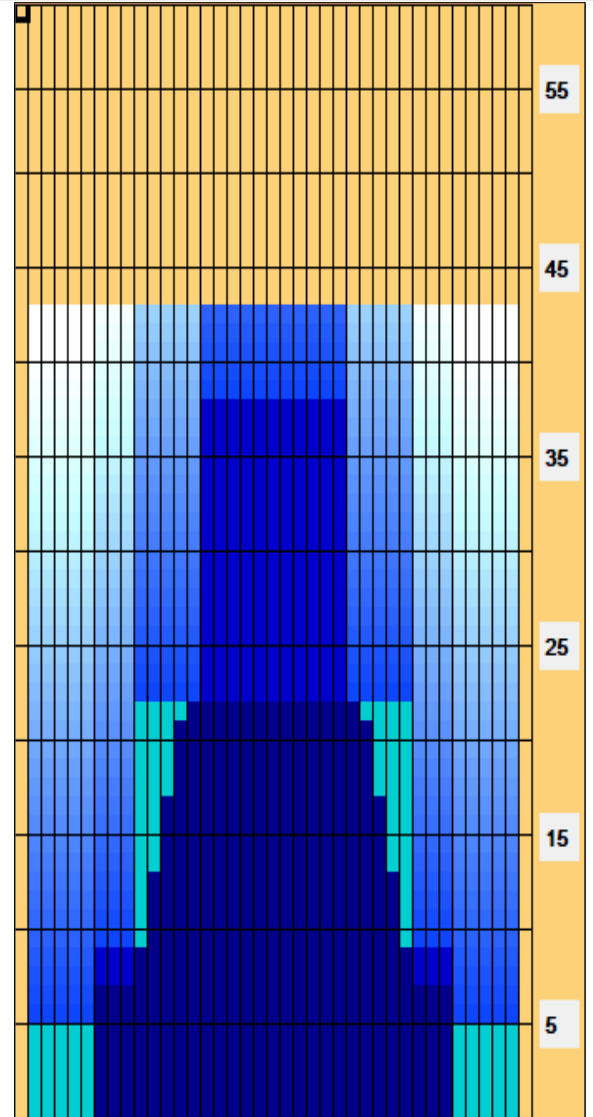
TransferType:
Type In or Select One

Forward
Reverse
More

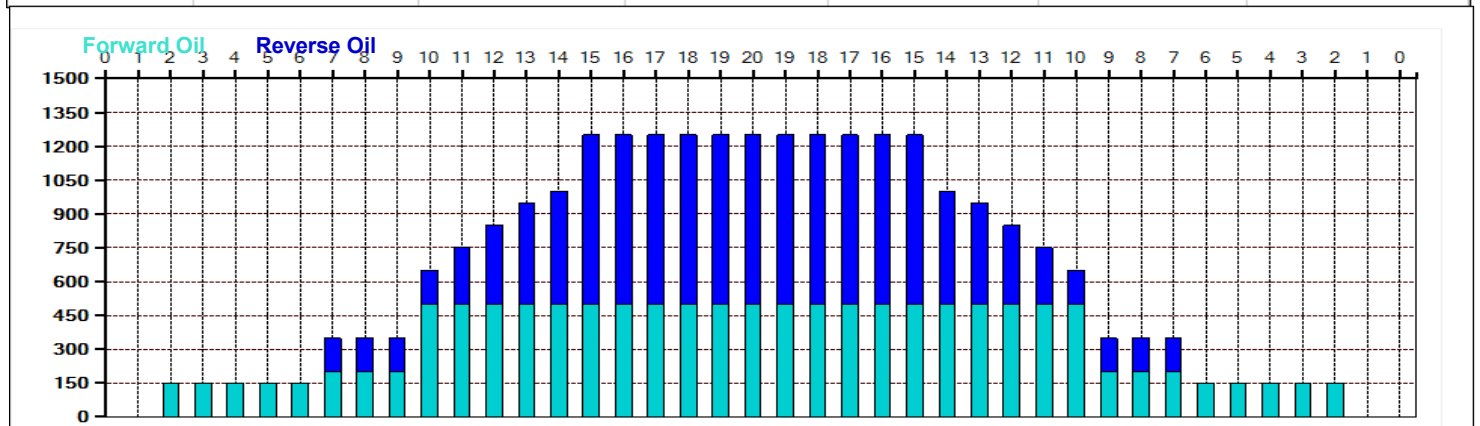
	Start	Stop	Loads	Speed	Crossed	Start	End	Feet	T.Oil
1	2L	2R	0	30	0	43.0	38.0	-5.0	0
2	15L	15R	5	22	55	38.0	22.5	-15.5	2750
3	14L	14R	1	14	13	22.5	20.6	-1.9	650
4	13L	13R	2	14	30	20.6	16.7	-3.9	1500
5	12L	12R	2	14	34	16.7	12.8	-3.9	1700
6	11L	11R	2	14	38	12.8	8.9	-3.9	1900
7	7L	7R	3	10	81	8.9	4.7	-4.2	4050
8	2L	2R	0	10	0	4.7	0.0	-4.7	0

Forward
Reverse
More

Forward
Reverse
Combined
Buff



Item	3L-7L:18L-18R	8L-12L:18L-18R	13L-17L:18L-18R	18L-18R:17R-13R	18L-18R:12R-8R	18L-18R:7R-3R
Description	Outside Track:Middle	Middle Track:Middle	Inside Track:Middle	Middle: Inside Track	Middle:Middle Track	Middle:Outside Track
Track Zone Ratio	6.58	2.12	1.1	1.1	2.12	6.58





Blue Route

2025 Regional Singles Oil Bank



Oil Pattern Distance: **43 Feet**
Forward Oil Total: **10.65 mL**
Forward Boards Crossed: **213 Boards**

Reverse Brush Drop: **40 Feet**
Reverse Oil Total: **13.3 mL**
Reverse Boards Crossed: **266 Boards**

Oil Per Board: **50 uL**
Volume Oil Total: **23.95 mL**
Total Boards Crossed: **479 Boards**

	Start	Stop	Loads	Speed	Crossed	Start	End	Feet	T.Oil
1	2L	2R	2	18	74	0.0	2.5	2.5	3700
2	10L	10R	3	18	63	2.5	10.1	7.6	3150
3	10L	10R	2	18	42	10.1	15.2	5.1	2100
4	12L	12R	2	18	34	15.2	20.3	5.1	1700
5	2L	2R	0	22	0	20.3	32.0	11.7	0
6	2L	2R	0	30	0	32.0	43.0	11.0	0

Conditioner:
Type In or Select One

TransferType:
Type In or Select One

Forward
Reverse
More

	Start	Stop	Loads	Speed	Crossed	Start	End	Feet	T.Oil
1	2L	2R	0	30	0	43.0	37.0	-6.0	0
2	11L	11R	4	22	76	37.0	24.6	-12.4	3800
3	10L	10R	6	18	126	24.6	9.3	-15.3	6300
4	7L	7R	1	14	27	9.3	7.4	-1.9	1350
5	2L	2R	1	14	37	7.4	5.5	-1.9	1850
6	2L	2R	0	14	0	5.5	0.0	-5.5	0

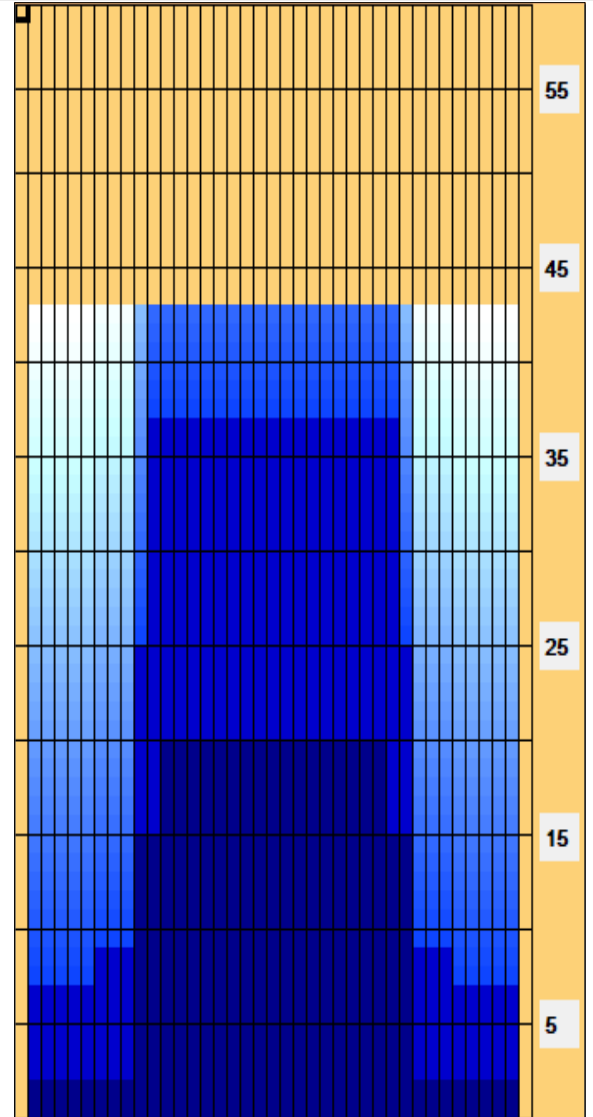
Forward
Reverse
More

Forward

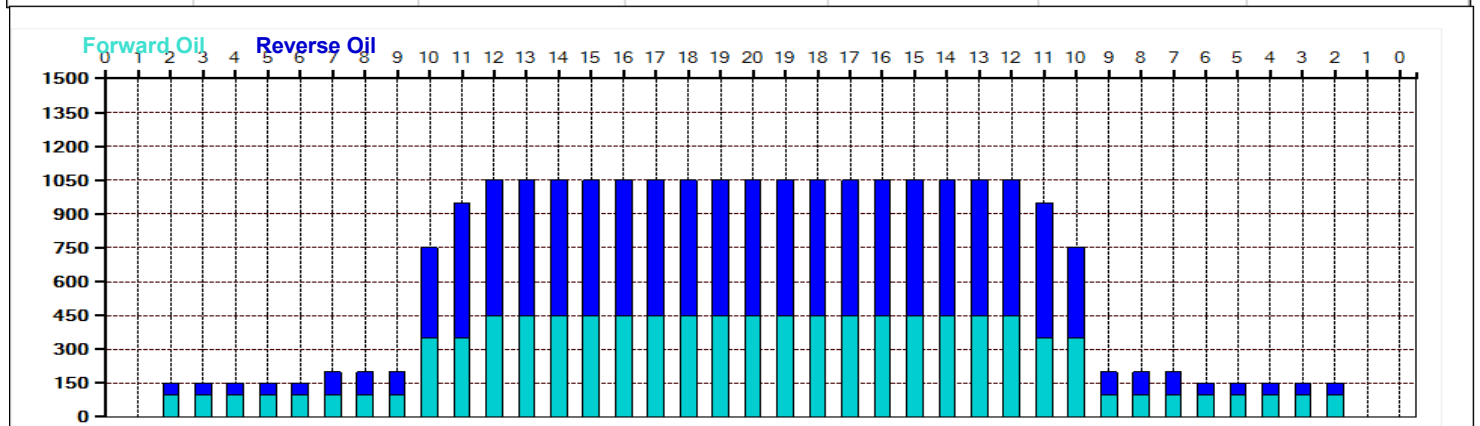
Reverse


Combined

Buff



Item	3L-7L:18L-18R	8L-12L:18L-18R	13L-17L:18L-18R	18L-18R:17R-13R	18L-18R:12R-8R	18L-18R:7R-3R
Description	Outside Track:Middle	Middle Track:Middle	Inside Track:Middle	Middle: Inside Track	Middle:Middle Track	Middle:Outside Track
Track Zone Ratio	6.56	1.67	1	1	1.67	6.56





Capital Beltway

2025 Regional Singles Oil Bank



Oil Pattern Distance: **43 Feet**
Forward Oil Total: **12.2 mL**
Forward Boards Crossed: **244 Boards**

Reverse Brush Drop: **38 Feet**
Reverse Oil Total: **14.35 mL**
Reverse Boards Crossed: **287 Boards**

Oil Per Board: **50 uL**
Volume Oil Total: **26.55 mL**
Total Boards Crossed: **531 Boards**

	Start	Stop	Loads	Speed	Crossed	Start	End	Feet	T.Oil
1	2L	2R	1	14	37	0.0	0.0	0.0	1850
2	5L	5R	1	18	31	0.0	2.5	2.5	1550
3	6L	6R	1	18	29	2.5	5.0	2.5	1450
4	9L	8R	2	18	48	5.0	10.1	5.1	2400
5	10L	9R	2	18	44	10.1	15.2	5.1	2200
6	12L	10R	2	18	38	15.2	20.3	5.1	1900
7	13L	11R	1	18	17	20.3	22.8	2.5	850
8	2L	2R	0	18	0	22.8	33.0	10.2	0
9	2L	2R	0	26	0	33.0	43.0	10.0	0

Conditioner:
Type In or Select One

TransferType:
Type In or Select One

Forward
Reverse
More

	Start	Stop	Loads	Speed	Crossed	Start	End	Feet	T.Oil
1	2L	2R	0	26	0	43.0	35.0	-8.0	0
2	13L	11R	1	22	17	35.0	31.9	-3.1	850
3	12L	10R	2	18	38	31.9	26.8	-5.1	1900
4	11L	9R	2	18	42	26.8	21.7	-5.1	2100
5	9L	8R	3	18	72	21.7	14.1	-7.6	3600
6	8L	7R	2	18	52	14.1	9.0	-5.1	2600
7	6L	6R	1	14	29	9.0	7.1	-1.9	1450
8	2L	2R	1	14	37	7.1	5.2	-1.9	1850
9	2L	2R	0	14	0	5.2	0.0	-5.2	0

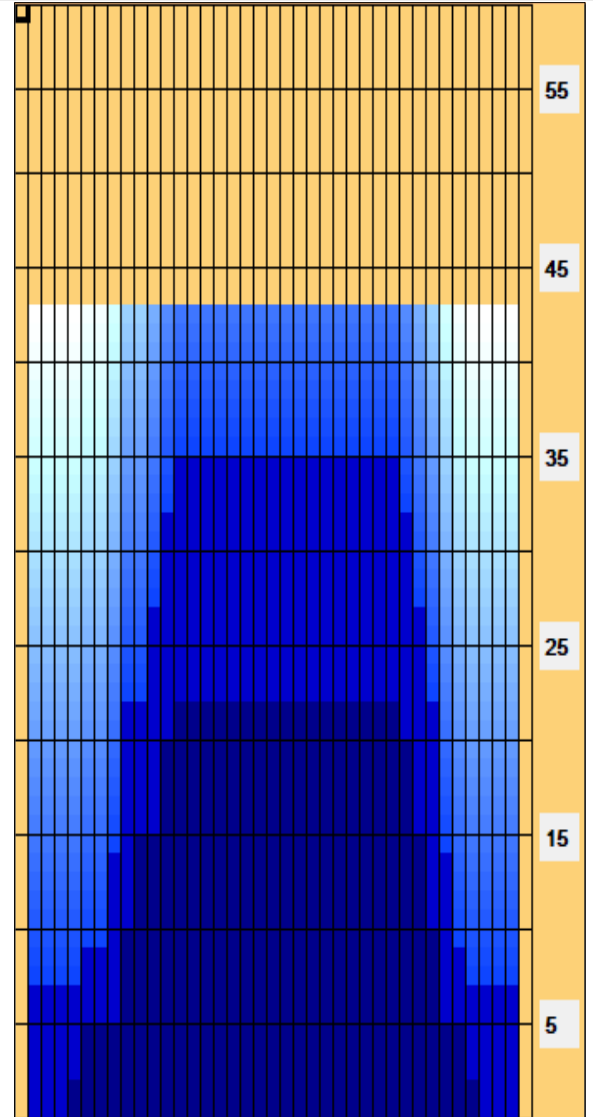
Forward
Reverse
More

Forward

Reverse

Combined

Buff



Item	3L-7L:18L-18R	8L-12L:18L-18R	13L-17L:18L-18R	18L-18R:17R-13R	18L-18R:12R-8R	18L-18R:7R-3R
Description	Outside Track:Middle	Middle Track:Middle	Inside Track:Middle	Middle: Inside Track	Middle:Middle Track	Middle:Outside Track
Track Zone Ratio	6.47	1.59	1	1	1.2	5.79

