



Appalachian Thruway

2024 Regional Singles Oil Bank



Oil Pattern Distance: **43 Feet**
 Forward Oil Total: **13.2 mL**
 Forward Boards Crossed: **264 Boards**

Reverse Brush Drop: **40 Feet**
 Reverse Oil Total: **12.55 mL**
 Reverse Boards Crossed: **251 Boards**

Oil Per Board: **50 uL**
 Volume Oil Total: **25.75 mL**
 Total Boards Crossed: **515 Boards**

Start	Stop	Loads	Speed	Crossed	Start	End	Feet	T.Oil
1	2L 2R	3	18	111	0.0	5.1	5.1	5550
2	7L 7R	1	18	27	5.1	7.6	2.5	1350
3	10L 10R	6	18	126	7.6	22.9	15.3	6300
4	2L 2R	0	22	0	22.9	43.0	20.1	0

Conditioner:
Type In or Select One

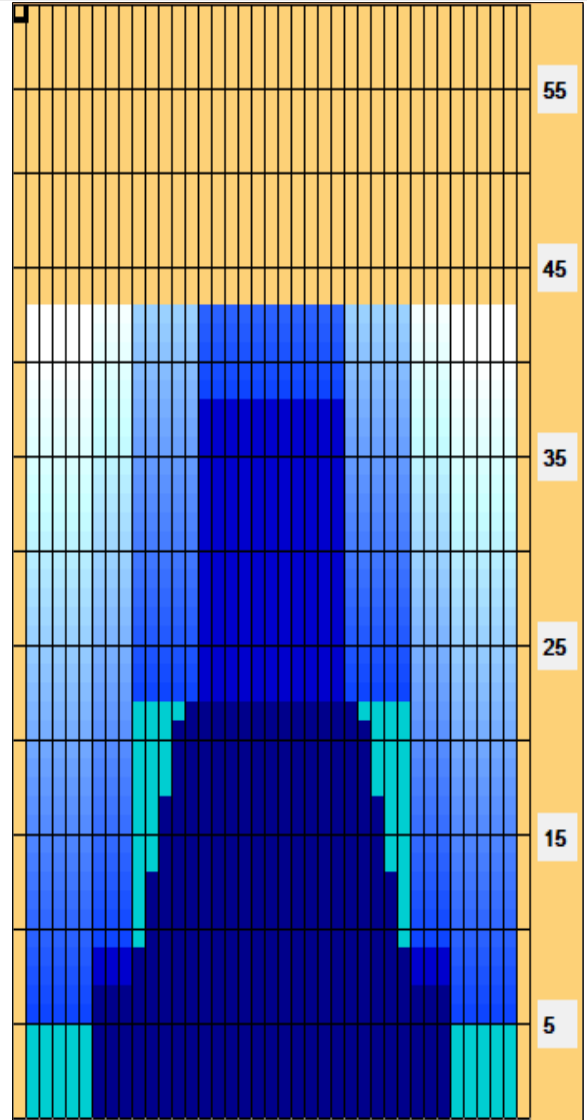
TransferType:
Type In or Select One

- Forward
- Reverse
- Combined
- Buff

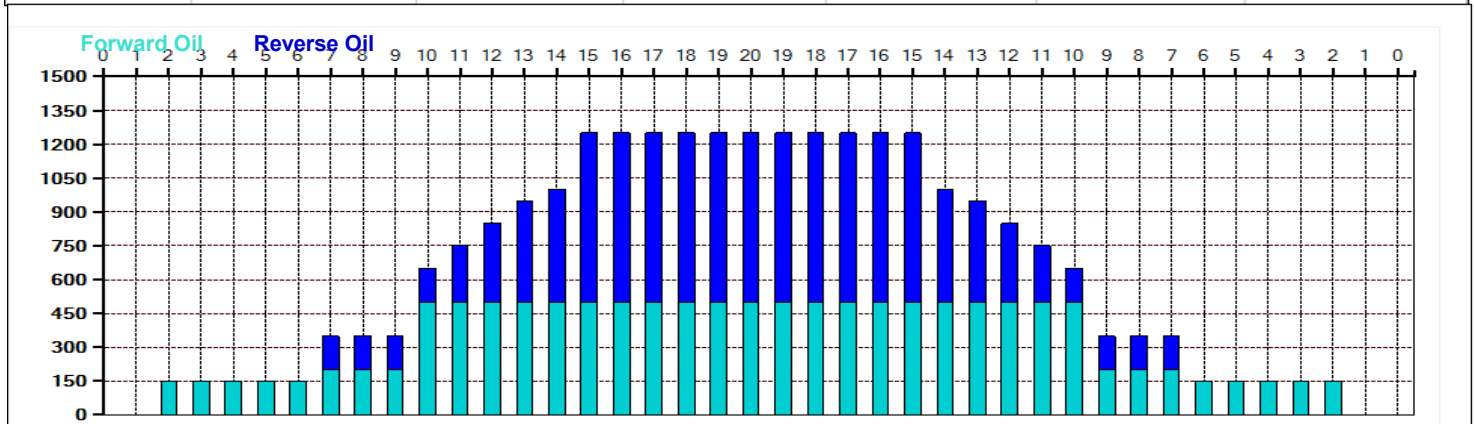
Forward Reverse More

Start	Stop	Loads	Speed	Crossed	Start	End	Feet	T.Oil
1	2L 2R	0	30	0	43.0	38.0	-5.0	0
2	15L 15R	5	22	55	38.0	22.5	-15.5	2750
3	14L 14R	1	14	13	22.5	20.6	-1.9	650
4	13L 13R	2	14	30	20.6	16.7	-3.9	1500
5	12L 12R	2	14	34	16.7	12.8	-3.9	1700
6	11L 11R	2	14	38	12.8	8.9	-3.9	1900
7	7L 7R	3	10	81	8.9	4.7	-4.2	4050
8	2L 2R	0	10	0	4.7	0.0	-4.7	0

Forward Reverse More



Item	3L-7L:18L-18R	8L-12L:18L-18R	13L-17L:18L-18R	18L-18R:17R-13R	18L-18R:12R-8R	18L-18R:7R-3R
Description	Outside Track:Middle	Middle Track:Middle	Inside Track:Middle	Middle: Inside Track	Middle:Middle Track	Middle:Outside Track
Track Zone Ratio	6.58	2.12	1.1	1.1	2.12	6.58





Blue Route

2024 Regional Singles Oil Bank



Oil Pattern Distance: **43 Feet**
 Forward Oil Total: **10.65 mL**
 Forward Boards Crossed: **213 Boards**

Reverse Brush Drop: **40 Feet**
 Reverse Oil Total: **13.3 mL**
 Reverse Boards Crossed: **266 Boards**

Oil Per Board: **50 uL**
 Volume Oil Total: **23.95 mL**
 Total Boards Crossed: **479 Boards**

Start	Stop	Loads	Speed	Crossed	Start	End	Feet	T.Oil
1	2L 2R	2	18	74	0.0	2.5	2.5	3700
2	10L 10R	3	18	63	2.5	10.1	7.6	3150
3	10L 10R	2	18	42	10.1	15.2	5.1	2100
4	12L 12R	2	18	34	15.2	20.3	5.1	1700
5	2L 2R	0	22	0	20.3	32.0	11.7	0
6	2L 2R	0	30	0	32.0	43.0	11.0	0

Conditioner: _____
 Type In or Select One

TransferType: _____
 Type In or Select One

Forward
 Reverse
 More

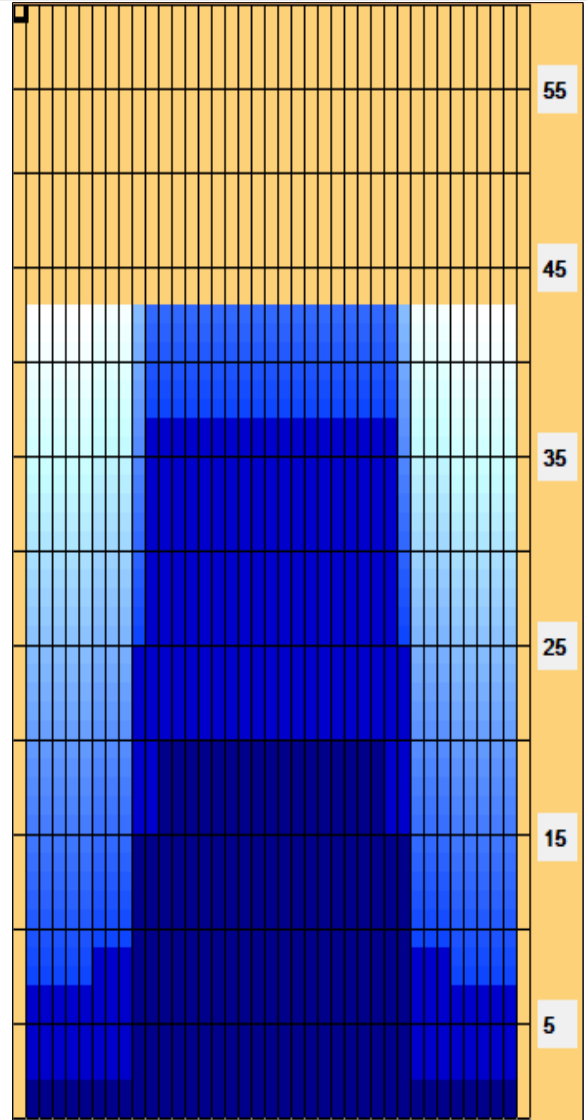
Start	Stop	Loads	Speed	Crossed	Start	End	Feet	T.Oil
1	2L 2R	0	30	0	43.0	37.0	-6.0	0
2	11L 11R	4	22	76	37.0	24.6	-12.4	3800
3	10L 10R	6	18	126	24.6	9.3	-15.3	6300
4	7L 7R	1	14	27	9.3	7.4	-1.9	1350
5	2L 2R	1	14	37	7.4	5.5	-1.9	1850
6	2L 2R	0	14	0	5.5	0.0	-5.5	0

Forward
 Reverse
 More

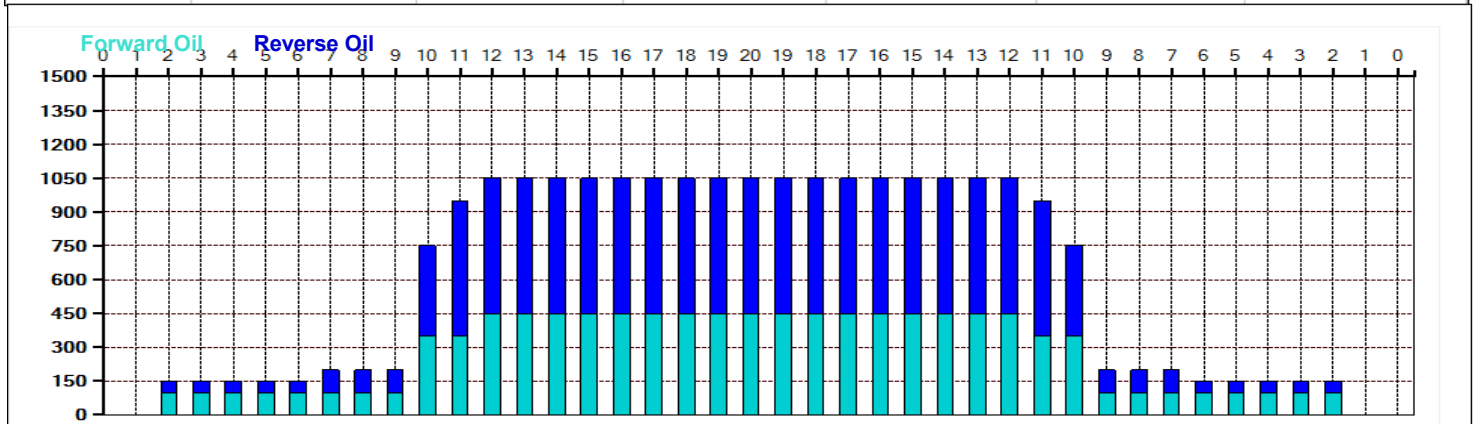
Conditioner: _____
 Type In or Select One

TransferType: _____
 Type In or Select One

Forward
 Reverse
 Combined
 Buff



Item	3L-7L:18L-18R	8L-12L:18L-18R	13L-17L:18L-18R	18L-18R:17R-13R	18L-18R:12R-8R	18L-18R:7R-3R
Description	Outside Track:Middle	Middle Track:Middle	Inside Track:Middle	Middle: Inside Track	Middle:Middle Track	Middle:Outside Track
Track Zone Ratio	6.56	1.67	1	1	1.67	6.56





Yellow Belt

2024 Regional Singles Oil Bank



Oil Pattern Distance: **43 Feet**
 Forward Oil Total: **13.85 mL**
 Forward Boards Crossed: **277 Boards**

Reverse Brush Drop: **36 Feet**
 Reverse Oil Total: **11.7 mL**
 Reverse Boards Crossed: **234 Boards**

Oil Per Board: **50 uL**
 Volume Oil Total: **25.55 mL**
 Total Boards Crossed: **511 Boards**

Start	Stop	Loads	Speed	Crossed	Start	End	Feet	T.Oil
1	2L 2R	2	14	74	0.0	1.9	1.9	3700
2	9L 9R	2	14	46	1.9	5.8	3.9	2300
3	10L 10R	2	18	42	5.8	10.9	5.1	2100
4	11L 11R	2	18	38	10.9	16.0	5.1	1900
5	12L 12R	2	18	34	16.0	21.1	5.1	1700
6	13L 13R	2	22	30	21.1	27.3	6.2	1500
7	14L 14R	1	22	13	27.3	30.4	3.1	650
8	2L 2R	0	22	0	30.4	43.0	12.6	0

Forward Reverse More

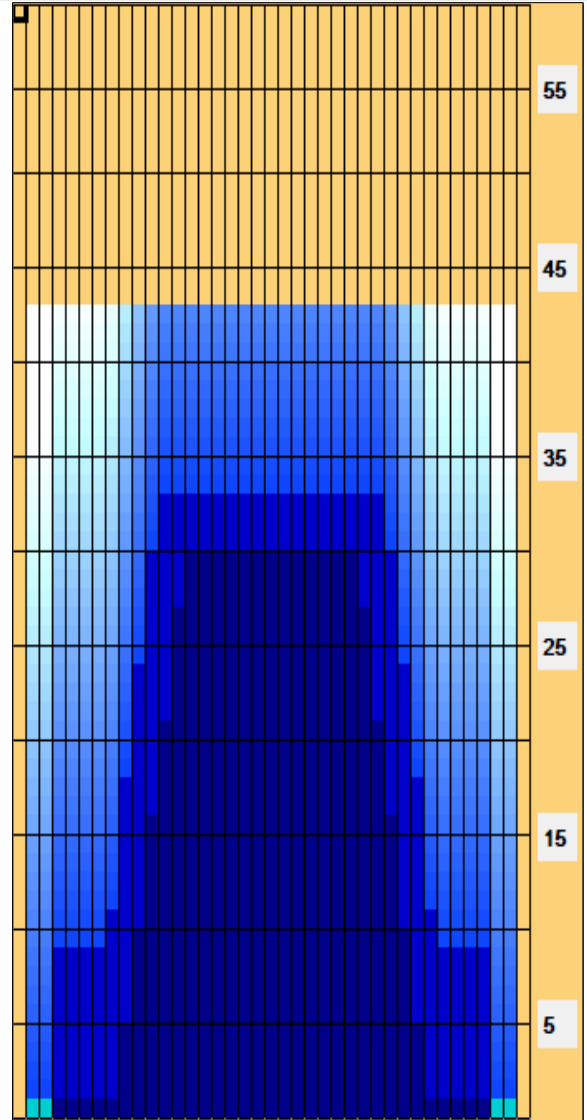
Start	Stop	Loads	Speed	Crossed	Start	End	Feet	T.Oil
1	2L 2R	0	30	0	43.0	33.0	-10.0	0
2	12L 12R	1	22	17	33.0	29.9	-3.1	850
3	11L 11R	2	22	38	29.9	23.7	-6.2	1900
4	10L 10R	2	22	42	23.7	17.5	-6.2	2100
5	9L 9R	2	22	46	17.5	11.3	-6.2	2300
6	8L 8R	1	18	25	11.3	8.8	-2.5	1250
7	4L 4R	2	18	66	8.8	3.7	-5.1	3300
8	2L 2R	0	18	0	3.7	0.0	-3.7	0

Forward Reverse More

Conditioner:
Type In or Select One

 TransferType:
Type In or Select One

Forward
Reverse
Combined
Buff



Item	3L-7L:18L-18R	8L-12L:18L-18R	13L-17L:18L-18R	18L-18R:17R-13R	18L-18R:12R-8R	18L-18R:7R-3R
Description	Outside Track:Middle	Middle Track:Middle	Inside Track:Middle	Middle: Inside Track	Middle:Middle Track	Middle:Outside Track
Track Zone Ratio	6.39	1.8	1.01	1.01	1.8	6.39

