

Appalachian Thruway

2022 Regional Singles Oil Bank



Oil Pattern Distance: **43 Feet**
 Forward Oil Total: **13.7 mL**
 Forward Boards Crossed: **274 Boards**

Reverse Brush Drop: **40 Feet**
 Reverse Oil Total: **11.2 mL**
 Reverse Boards Crossed: **224 Boards**

Oil Per Board: **50 uL**
 Volume Oil Total: **24.9 mL**
 Total Boards Crossed: **498 Boards**

	Start	Stop	Loads	Speed	Crossed	Start	End	Feet	T.Oil
1	2L	2R	4	18	148	0.0	7.6	7.6	7400
2	10L	10R	6	18	126	7.6	22.9	15.3	6300
3	2L	2R	0	22	0	22.9	43.0	20.1	0

Forward Reverse More

	Start	Stop	Loads	Speed	Crossed	Start	End	Feet	T.Oil
1	2L	2R	0	30	0	43.0	38.0	-5.0	0
2	15L	15R	5	22	55	38.0	22.5	-15.5	2750
3	14L	14R	1	14	13	22.5	20.6	-1.9	650
4	13L	13R	2	14	30	20.6	16.7	-3.9	1500
5	12L	12R	2	14	34	16.7	12.8	-3.9	1700
6	11L	11R	2	14	38	12.8	8.9	-3.9	1900
7	7L	7R	2	10	54	8.9	6.1	-2.8	2700
8	2L	2R	0	10	0	6.1	0.0	-6.1	0

Forward Reverse More

Conditioner:
Type In or Select One

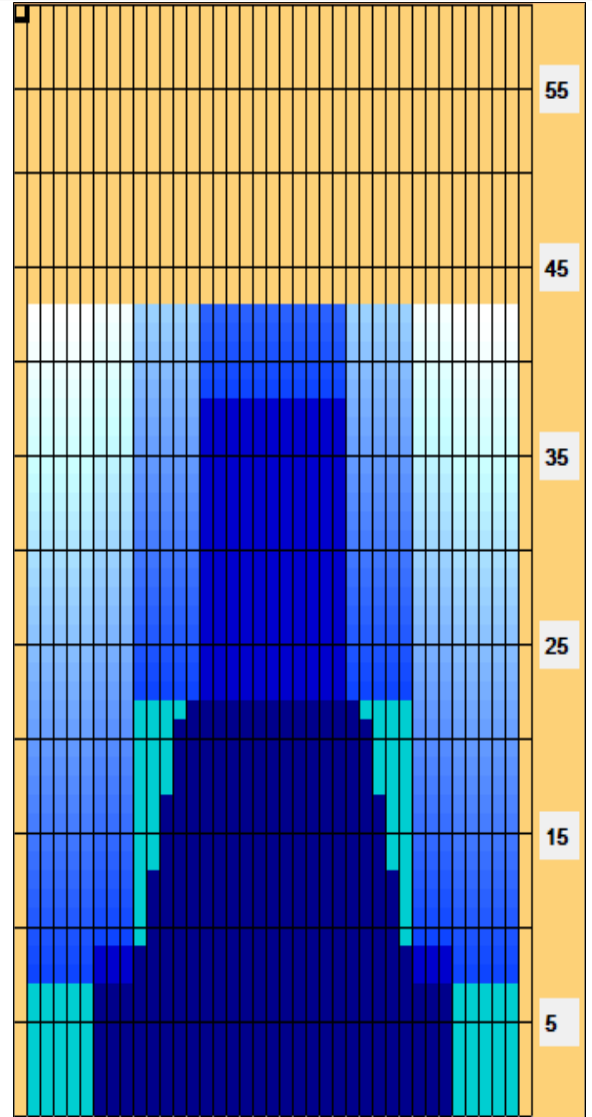
TransferType:
Type In or Select One

Forward

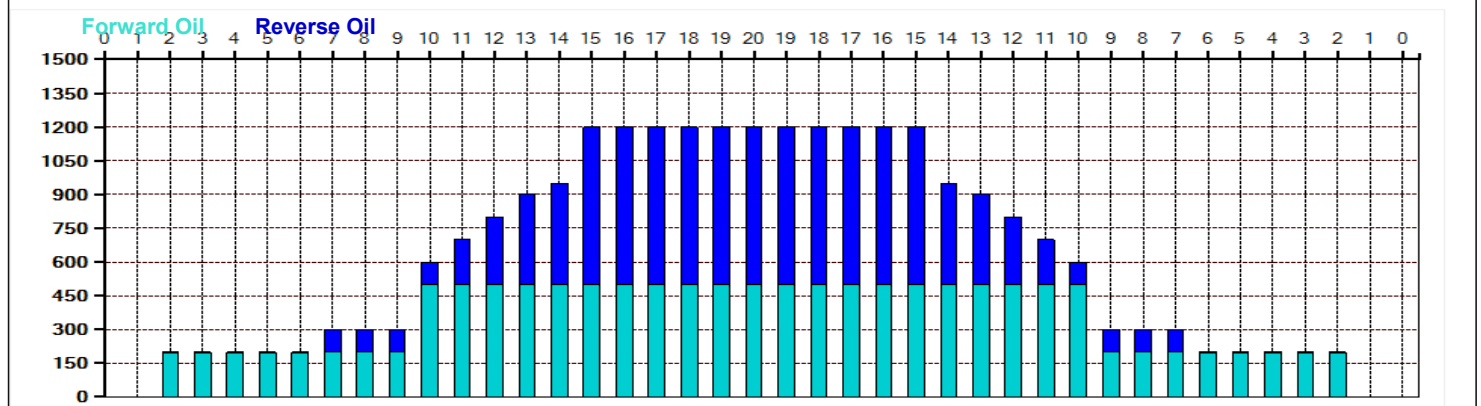
Reverse


Combined

Buff



Item	3L-7L:18L-18R	8L-12L:18L-18R	13L-17L:18L-18R	18L-18R:17R-13R	18L-18R:12R-8R	18L-18R:7R-3R
Description	Outside Track:Middle	Middle Track:Middle	Inside Track:Middle	Middle: Inside Track	Middle:Middle Track	Middle:Outside Track
Track Zone Ratio	5.45	2.22	1.1	1.1	2.22	5.45





Capital Beltway

2022 Regional Singles Oil Bank



Oil Pattern Distance: 42 Feet **Reverse Brush Drop:** 37 Feet **Oil Per Board:** 50 uL
Forward Oil Total: 14.05 mL **Reverse Oil Total:** 13.05 mL **Volume Oil Total:** 27.1 mL
Forward Boards Crossed: 281 Boards **Reverse Boards Crossed:** 261 Boards **Total Boards Crossed:** 542 Boards

	Start	Stop	Loads	Speed	Crossed	Start	End	Feet	T.Oil
1	2L	2R	2	14	74	0.0	1.9	1.9	3700
2	4L	4R	1	18	33	1.9	4.4	2.5	1650
3	7L	7R	1	18	27	4.4	6.9	2.5	1350
4	9L	8R	2	18	48	6.9	12.0	5.1	2400
5	10L	9R	2	18	44	12.0	17.1	5.1	2200
6	12L	10R	2	18	38	17.1	22.2	5.1	1900
7	13L	11R	1	18	17	22.2	24.7	2.5	850
8	2L	2R	0	18	0	24.7	33.0	8.3	0
9	2L	2R	0	26	0	33.0	42.0	9.0	0

Forward Reverse More

	Start	Stop	Loads	Speed	Crossed	Start	End	Feet	T.Oil
1	2L	2R	0	26	0	42.0	34.0	-8.0	0
2	13L	11R	1	22	17	34.0	30.9	-3.1	850
3	12L	10R	2	18	38	30.9	25.8	-5.1	1900
4	11L	9R	2	18	42	25.8	20.7	-5.1	2100
5	9L	8R	3	18	72	20.7	13.1	-7.6	3600
6	8L	7R	1	18	26	13.1	10.6	-2.5	1300
7	6L	6R	1	14	29	10.6	8.7	-1.9	1450
8	2L	2R	1	14	37	8.7	6.8	-1.9	1850
9	2L	2R	0	14	0	6.8	0.0	-6.8	0

Forward Reverse More

Conditioner:
 Type In or Select
 One

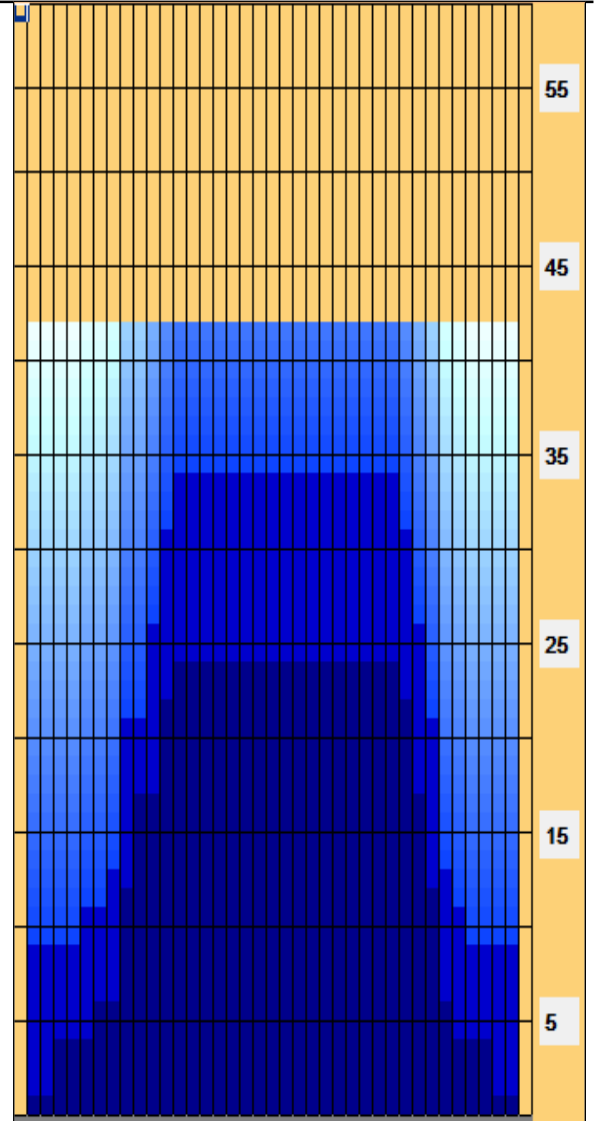
TransferType:
 Type In or Select
 One

Forward

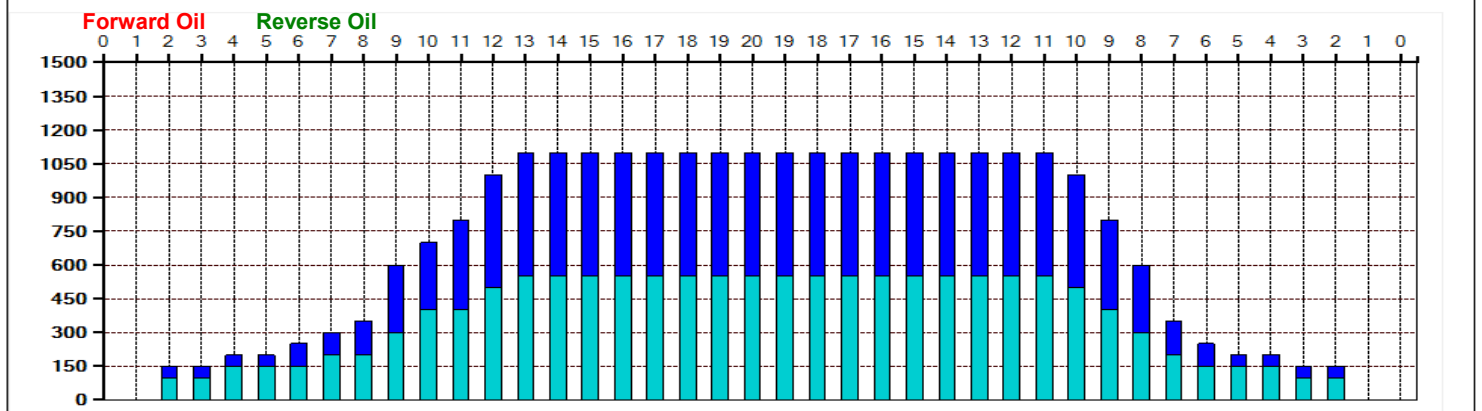
Reverse

Combined

Buff



Item	3L-7L:18L-18R	8L-12L:18L-18R	13L-17L:18L-18R	18L-18R:17R-13R	18L-18R:12R-8R	18L-18R:7R-3R
Description	Outside Track:Middle	Middle Track:Middle	Inside Track:Middle	Middle: Inside Track	Middle:Middle Track	Middle:Outside Track
Track Zone Ratio	5	1.59	1	1	1.2	4.78





Schuykill Expressway

2022 Regional Singles Oil Bank



Oil Pattern Distance: **41 Feet**
 Forward Oil Total: **13.3 mL**
 Forward Boards Crossed: **266 Boards**

Reverse Brush Drop: **33 Feet**
 Reverse Oil Total: **11.65 mL**
 Reverse Boards Crossed: **233 Boards**

Oil Per Board: **50 uL**
 Volume Oil Total: **24.95 mL**
 Total Boards Crossed: **499 Boards**

	Start	Stop	Loads	Speed	Crossed	Start	End	Feet	T.Oil
1	2L	2R	2	14	74	0.0	1.9	1.9	3700
2	7L	7R	2	14	54	1.9	5.8	3.9	2700
3	12L	12R	3	14	51	5.8	11.7	5.9	2550
4	13L	13R	2	18	30	11.7	16.8	5.1	1500
5	14L	14R	3	18	39	16.8	24.4	7.6	1950
6	16L	16R	2	18	18	24.4	29.5	5.1	900
7	2L	2R	0	22	0	29.5	34.0	4.5	0
8	2L	2R	0	30	0	34.0	41.0	7.0	0

Conditioner:
Type In or Select
One

TransferType:
Type In or Select
One

Forward

Reverse

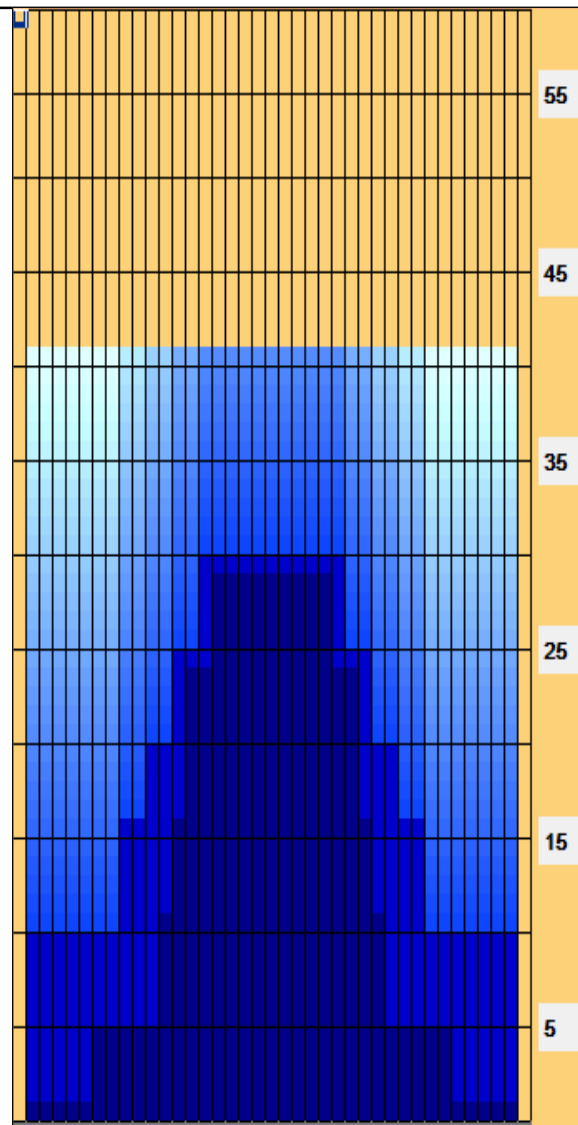
Combined

Buff

Forward Reverse More

	Start	Stop	Loads	Speed	Crossed	Start	End	Feet	T.Oil
1	2L	2R	0	30	0	41.0	30.0	-11.0	0
2	15L	15R	2	18	22	30.0	24.9	-5.1	1100
3	13L	13R	2	18	30	24.9	19.8	-5.1	1500
4	11L	11R	2	14	38	19.8	15.9	-3.9	1900
5	9L	9R	3	14	69	15.9	10.0	-5.9	3450
6	2L	2R	2	14	74	10.0	6.1	-3.9	3700
7	2L	2R	0	14	0	6.1	0.0	-6.1	0

Forward Reverse More



Item	3L-7L:18L-18R	8L-12L:18L-18R	13L-17L:18L-18R	18L-18R:17R-13R	18L-18R:12R-8R	18L-18R:7R-3R
Description	Outside Track:Middle	Middle Track:Middle	Inside Track:Middle	Middle: Inside Track	Middle:Middle Track	Middle:Outside Track
Track Zone Ratio	5.68	2.55	1.12	1.12	2.55	5.68

