



2014 EASTERN PA CHAMPIONSHIPS

Team Event (Saturday, March 1st)
 {Modified USBC White #1 – Transfer Brush}



Oil Pattern Distance: **41 Feet** Reverse Brush Drop: **38 Feet** Oil Per Board: **50 uL**
 Forward Oil Total: **11.9 mL** Reverse Oil Total: **8.95 mL** Volume Oil Total: **20.85 mL**
 Forward Boards Crossed: **238 Boards** Reverse Boards Crossed: **179 Boards** Total Boards Crossed: **417 Boards**

	Start	Stop	Loads	Speed	Crossed	Start	End	Feet	T.Oil
1	2L	2R	3	18	111	0.0	5.1	5.1	5550
2	10L	10R	3	18	63	5.1	12.7	7.6	3150
3	12L	12R	2	18	34	12.7	17.8	5.1	1700
4	13L	13R	2	18	30	17.8	22.9	5.1	1500
5	2L	2R	0	18	0	22.9	24.0	1.1	0
6	2L	2R	0	22	0	24.0	33.0	9.0	0
7	2L	2R	0	30	0	33.0	41.0	8.0	0

Forward Reverse More

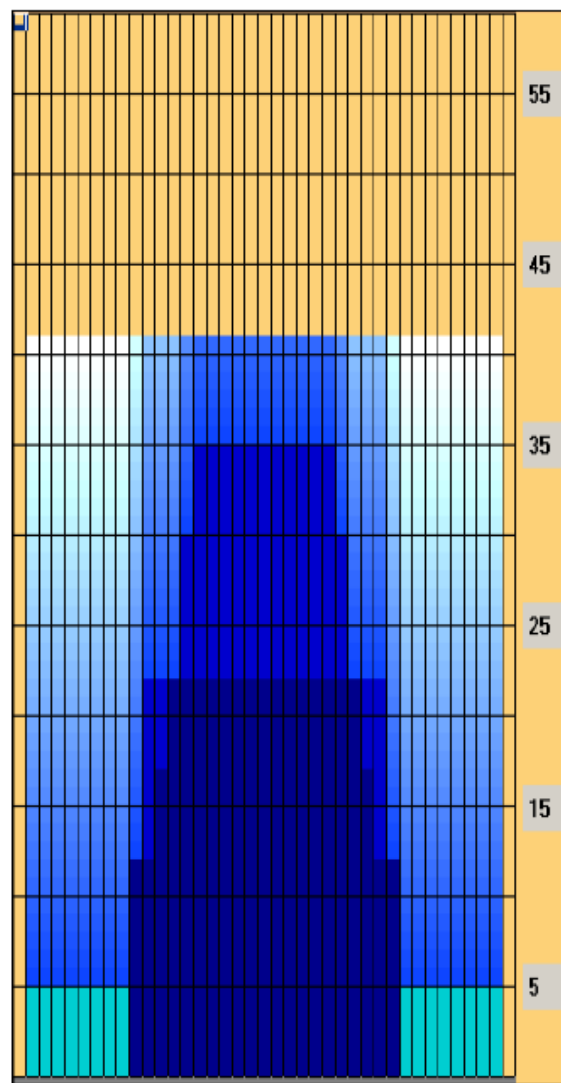
	Start	Stop	Loads	Speed	Crossed	Start	End	Feet	T.Oil
1	2L	2R	0	22	0	41.0	35.0	-6.0	0
2	15L	15R	2	18	22	35.0	29.9	-5.1	1100
3	14L	14R	3	18	39	29.9	22.3	-7.6	1950
4	11L	11R	4	18	76	22.3	12.1	-10.2	3800
5	10L	10R	2	10	42	12.1	9.3	-2.8	2100
6	2L	2R	0	10	0	9.3	0.0	-9.3	0

Forward Reverse More

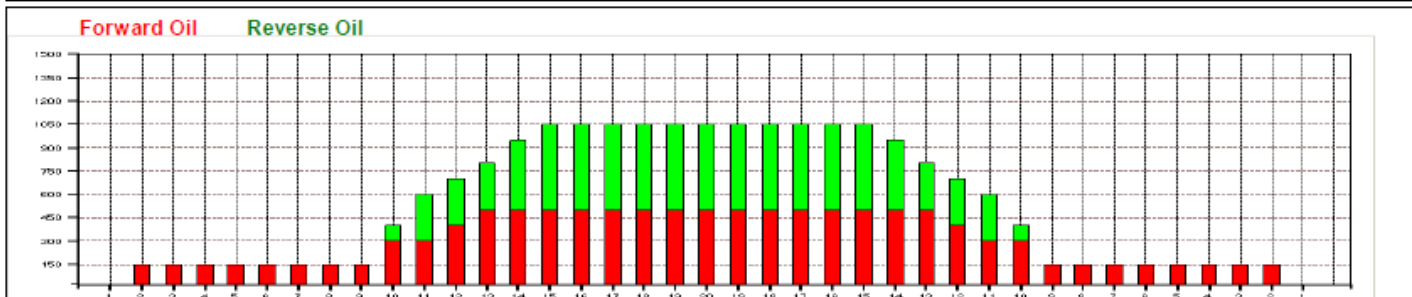
Conditioner:
Type In or Select One

TransferType:
Transfer Brush

- Forward
- Reverse
- Combined
- Buff



Item	3L-7L:18L-18R	8L-12L:18L-18R	13L-17L:18L-18R	18L-18R:17R-13R	18L-18R:12R-8R	18L-18R:7R-3R
Description	Outside Track:Middle	Middle Track:Middle	Inside Track:Middle	Middle: Inside Track	Middle:Middle Track	Middle:Outside Track
Track Zone Ratio	7	2.63	1.07	1.07	2.63	7





White 1

Oil Per Board: 50 mL Oil Pattern Distance: 40 Feet Volume Oil Total: 17.95 mL Total Boards Crossed: 359 Boards

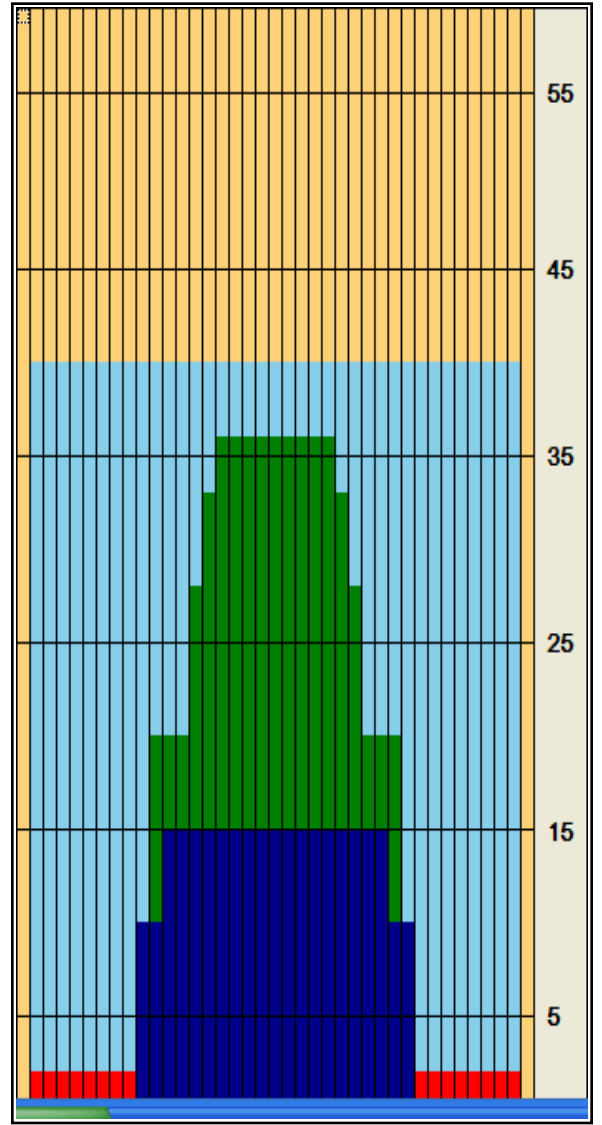
Forward Oil Total: 8.55 mL
Forward Boards Crossed: 171 Boards

Reverse Oil Total: 9.4 mL
Reverse Boards Crossed: 188 Boards

	Start	Stop	Loads	Speed	Crossed	Start	End	Feet	T.Oil
1	2L	2R	2	18	74	0.0	2.5	2.5	3,700
2	10L	10R	3	18	63	2.5	10.1	7.6	3150
3	12L	12R	2	18	34	10.1	15.2	5.1	1700
4	2L	2R	0	18	0	15.2	24.0	8.8	0
5	2L	2R	0	22	0	24.0	33.0	9.0	0
6	2L	2R	0	30	0	33.0	40.0	7.0	0

	Start	Stop	Loads	Speed	Crossed	Start	End	Feet	T.Oil
1	2L	2R	0	30	0	40.0	35.0	-5.0	0
2	16L	16R	1	22	9	35.0	31.9	-3.1	450
3	15L	15R	2	18	22	31.9	26.8	-5.1	1100
4	14L	14R	3	18	39	26.8	19.2	-7.6	1950
5	11L	11R	4	18	76	19.2	9.0	-10.2	3800
6	10L	10R	2	10	42	9.0	6.2	-2.8	2100
7	2L	2R	0	10	0	6.2	0.0	-6.2	0

Forward Oil
Reverse Oil
Combined Oil
Buff Area



Arrow Zone Ratios

Item	2-5L:16L-20	6-10L:16-20	11-15L:16L-20	16L-20:20-16R	16L-20:20-16R	20-16R:15-11R	20-16R:10-6R	20-16R:5-2R
ml Arrow	100	150	710	950	950	710	150	100
Zone Ratio	9.5	6.33	1.34	1	1	1.34	6.33	9.5

Track Zone Ratios

Item	3L-7L:18L-18R	8L-12L:18L-18R	13L-17L:18L-18R	18L-18R:17R-13R	18L-18R:12R-8R	18L-18R:7R-3R
Description	Outside Track:Middle	Middle Track:Middle	Inside Track:Middle	Middle: Inside Track	Middle:Middle Track	Middle:Outside Track
Track Zone Ratio	9.5	2.71	1.12	1.12	2.71	9.5

