

Oil Pattern Distance: **40 Feet**  
 Forward Oil Total: **14.15 mL**  
 Forward Boards Crossed: **283 Boards**

Reverse Brush Drop: **37 Feet**  
 Reverse Oil Total: **7.55 mL**  
 Reverse Boards Crossed: **151 Boards**

Oil Per Board: **50 uL**  
 Volume Oil Total: **21.7 mL**  
 Total Boards Crossed: **434 Boards**

	Start	Stop	Loads	Speed	Crossed	Start	End	Feet	T.Oil
1	2L	2R	3	14	111	0.0	3.9	3.9	5550
2	6L	6R	1	18	29	3.9	6.4	2.5	1450
3	8L	8R	2	18	50	6.4	11.5	5.1	2500
4	10L	10R	2	18	42	11.5	16.6	5.1	2100
5	12L	12R	3	18	51	16.6	24.2	7.6	2550
6	2L	2R	0	22	0	24.2	40.0	15.8	0

Conditioner:  
Type In or Select One

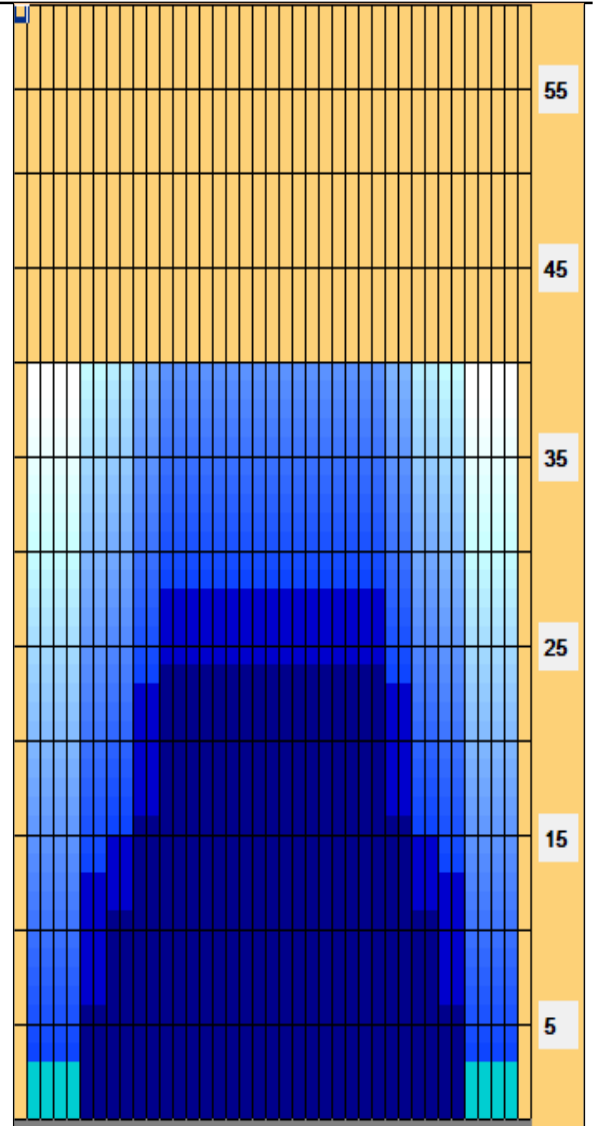
TransferType:  
Type In or Select One

- Forward
- Reverse
- Combined
- Buff

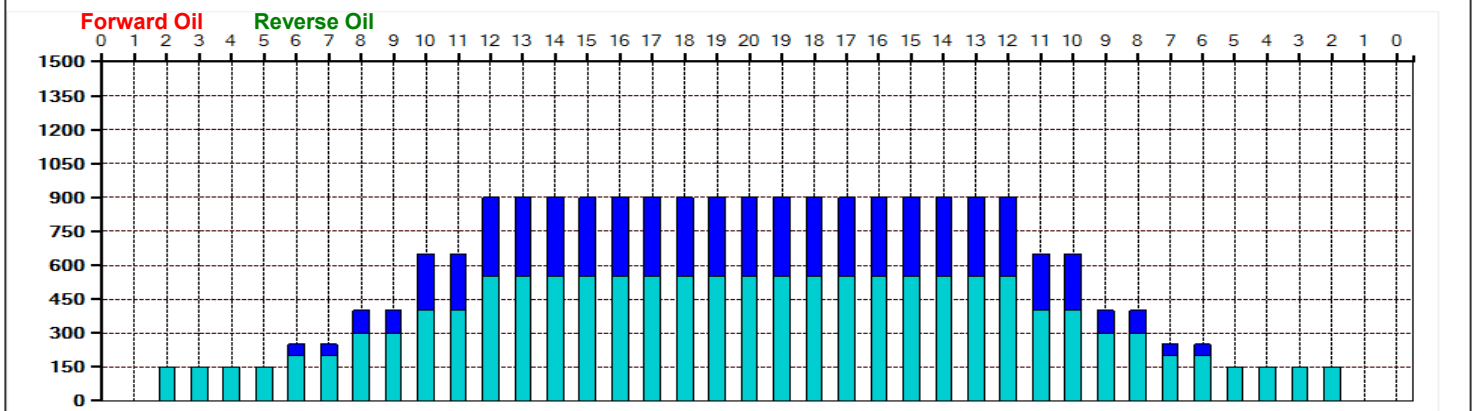
Navigation: Forward Reverse More

	Start	Stop	Loads	Speed	Crossed	Start	End	Feet	T.Oil
1	2L	2R	0	30	0	40.0	28.0	-12.0	0
2	12L	12R	2	18	34	28.0	22.9	-5.1	1700
3	10L	10R	3	18	63	22.9	15.3	-7.6	3150
4	8L	8R	1	18	25	15.3	12.8	-2.5	1250
5	6L	6R	1	18	29	12.8	10.3	-2.5	1450
6	2L	2R	0	18	0	10.3	0.0	-10.3	0

Navigation: Forward Reverse More



Item Description	3L-7L:18L-18R Outside Track:Middle	8L-12L:18L-18R Middle Track:Middle	13L-17L:18L-18R Inside Track:Middle	18L-18R:17R-13R Middle: Inside Track	18L-18R:12R-8R Middle:Middle Track	18L-18R:7R-3R Middle:Outside Track
Track Zone Ratio	4.74	1.5	1	1	1.5	4.74



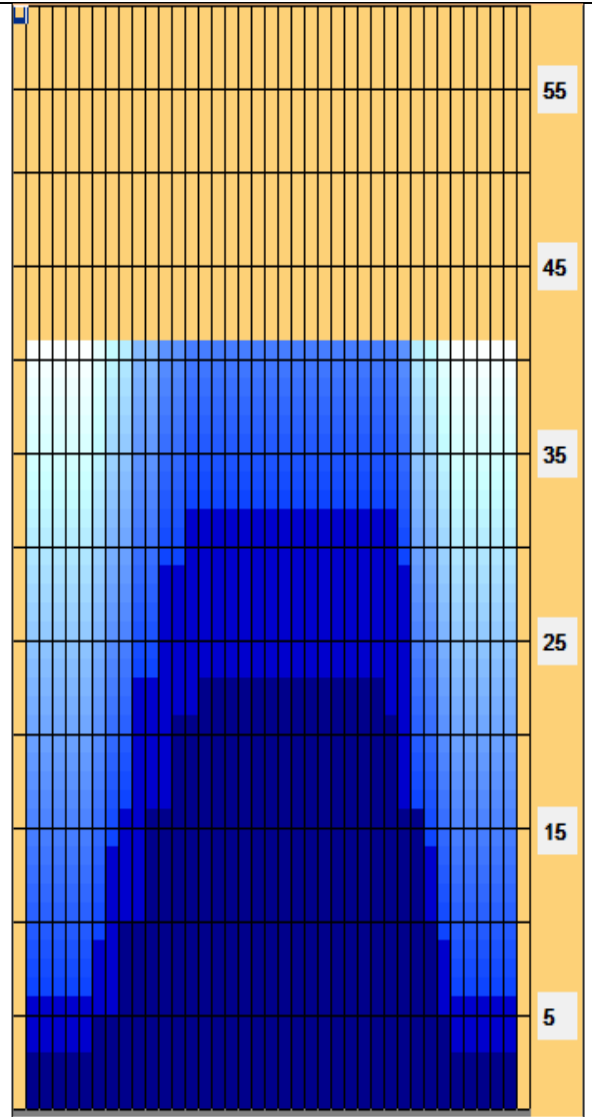
<b>Oil Pattern Distance:</b>	<b>41 Feet</b>	<b>Reverse Brush Drop:</b>	<b>37 Feet</b>	<b>Oil Per Board:</b>	<b>50 uL</b>
<b>Forward Oil Total:</b>	<b>13.8 mL</b>	<b>Reverse Oil Total:</b>	<b>11.65 mL</b>	<b>Volume Oil Total:</b>	<b>25.45 mL</b>
<b>Forward Boards Crossed:</b>	<b>276 Boards</b>	<b>Reverse Boards Crossed:</b>	<b>233 Boards</b>	<b>Total Boards Crossed:</b>	<b>509 Boards</b>

	Start	Stop	Loads	Speed	Crossed	Start	End	Feet	T.Oil
1	2L	2R	3	14	111	0.0	3.9	3.9	5550
2	7L	7R	1	14	27	3.9	5.8	1.9	1350
3	9L	8R	2	18	48	5.8	10.9	5.1	2400
4	11L	9R	2	18	42	10.9	16.0	5.1	2100
5	13L	11R	2	18	34	16.0	21.1	5.1	1700
6	15L	12R	1	18	14	21.1	23.6	2.5	700
7	2L	2R	0	22	0	23.6	34.0	10.4	0
8	2L	2R	0	30	0	34.0	41.0	7.0	0

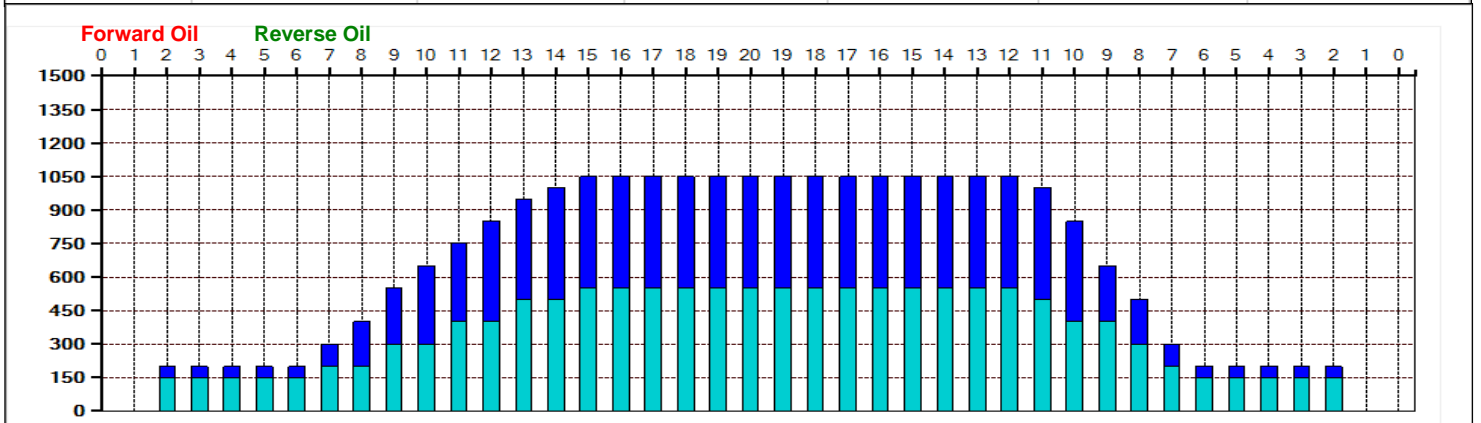
Conditioner: Type In or Select One  
TransferType: Type In or Select One

Forward  
Reverse  
Combined  
Buff

	Start	Stop	Loads	Speed	Crossed	Start	End	Feet	T.Oil
1	2L	2R	0	30	0	41.0	32.0	-9.0	0
2	14L	11R	1	22	16	32.0	28.9	-3.1	800
3	12L	10R	2	22	38	28.9	22.7	-6.2	1900
4	10L	10R	2	22	42	22.7	16.5	-6.2	2100
5	9L	9R	1	18	23	16.5	14.0	-2.5	1150
6	8L	8R	2	18	50	14.0	8.9	-5.1	2500
7	7L	7R	1	18	27	8.9	6.4	-2.5	1350
8	2L	2R	1	14	37	6.4	4.5	-1.9	1850
9	2L	2R	0	14	0	4.5	0.0	-4.5	0



Item	3L-7L:18L-18R	8L-12L:18L-18R	13L-17L:18L-18R	18L-18R:17R-13R	18L-18R:12R-8R	18L-18R:7R-3R
Description	Outside Track:Middle	Middle Track:Middle	Inside Track:Middle	Middle: Inside Track	Middle:Middle Track	Middle:Outside Track
Track Zone Ratio	4.77	1.64	1.03	1	1.3	4.77



Oil Pattern Distance: **39 Feet**  
 Forward Oil Total: **17.3 mL**  
 Forward Boards Crossed: **346 Boards**

Reverse Brush Drop: **31 Feet**  
 Reverse Oil Total: **8.95 mL**  
 Reverse Boards Crossed: **179 Boards**

Oil Per Board: **50 uL**  
 Volume Oil Total: **26.25 mL**  
 Total Boards Crossed: **525 Boards**

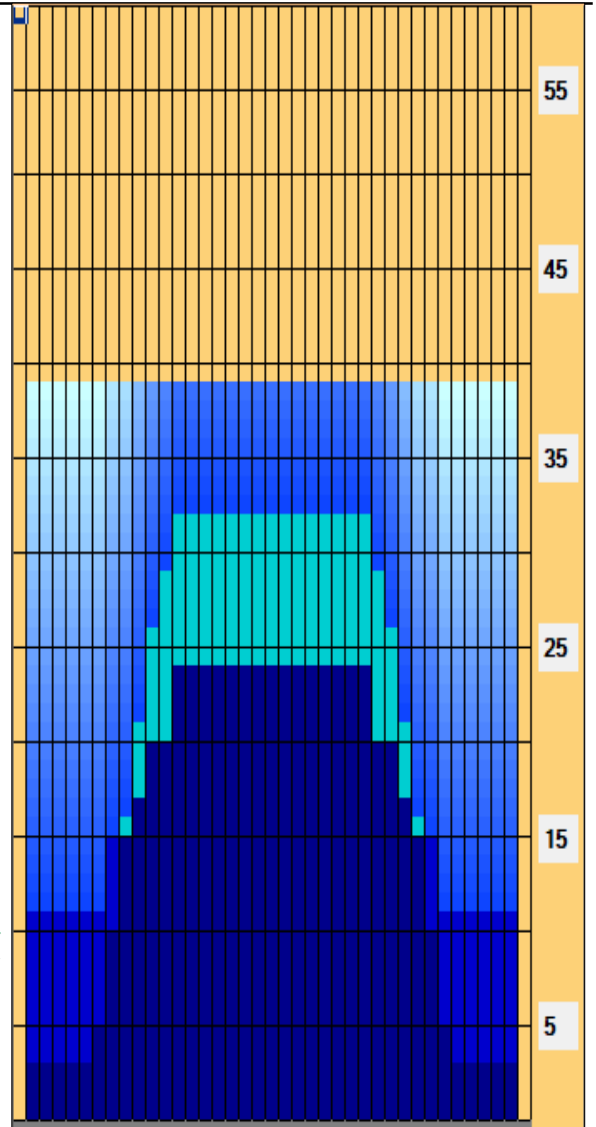
	Start	Stop	Loads	Speed	Crossed	Start	End	Feet	T.Oil
1	2L	2R	3	14	111	0.0	3.9	3.9	5550
2	7L	7R	1	14	27	3.9	5.8	1.9	1350
3	8L	8R	2	18	50	5.8	10.9	5.1	2500
4	9L	9R	2	18	46	10.9	16.0	5.1	2300
5	10L	10R	2	18	42	16.0	21.1	5.1	2100
6	11L	11R	2	18	38	21.1	26.2	5.1	1900
7	12L	12R	1	22	17	26.2	29.3	3.1	850
8	13L	13R	1	22	15	29.3	32.4	3.1	750
9	2L	2R	0	30	0	32.4	39.0	6.6	0

Conditioner:  
Type In or Select One

TransferType:  
Type In or Select One

Forward  
Reverse  
Combined  
Buff

	Start	Stop	Loads	Speed	Crossed	Start	End	Feet	T.Oil
1	2L	2R	0	30	0	39.0	24.0	-15.0	0
2	13L	13R	1	26	15	24.0	20.4	-3.6	750
3	11L	11R	1	22	19	20.4	17.3	-3.1	950
4	10L	10R	1	18	21	17.3	14.8	-2.5	1050
5	8L	8R	2	14	50	14.8	10.9	-3.9	2500
6	2L	2R	2	10	74	10.9	8.1	-2.8	3700
7	2L	2R	0	10	0	8.1	0.0	-8.1	0



Item Description	3L-7L:18L-18R Outside Track:Middle	8L-12L:18L-18R Middle Track:Middle	13L-17L:18L-18R Inside Track:Middle	18L-18R:17R-13R Middle: Inside Track	18L-18R:12R-8R Middle:Middle Track	18L-18R:7R-3R Middle:Outside Track
Track Zone Ratio	4.04	1.42	1	1	1.42	4.04

