



The OHSAA State Championships

March 2020



Oil Pattern Distance: **40 Feet**
 Forward Oil Total: **13.15 mL**
 Forward Boards Crossed: **263 Boards**

Reverse Brush Drop: **38 Feet**
 Reverse Oil Total: **13.2 mL**
 Reverse Boards Crossed: **264 Boards**

Oil Per Board: **50 uL**
 Volume Oil Total: **26.35 mL**
 Total Boards Crossed: **527 Boards**

	Start	Stop	Loads	Speed	Crossed	Start	End	Feet	T.Oil
1	2L	2R	3	18	111	0.0	5.1	5.1	5550
2	8L	8R	2	18	50	5.1	10.2	5.1	2500
3	10L	10R	2	18	42	10.2	15.3	5.1	2100
4	12L	12R	2	18	34	15.3	20.4	5.1	1700
5	14L	14R	2	22	26	20.4	26.6	6.2	1300
6	2L	2R	0	22	0	26.6	40.0	13.4	0

Navigation: Forward Reverse More

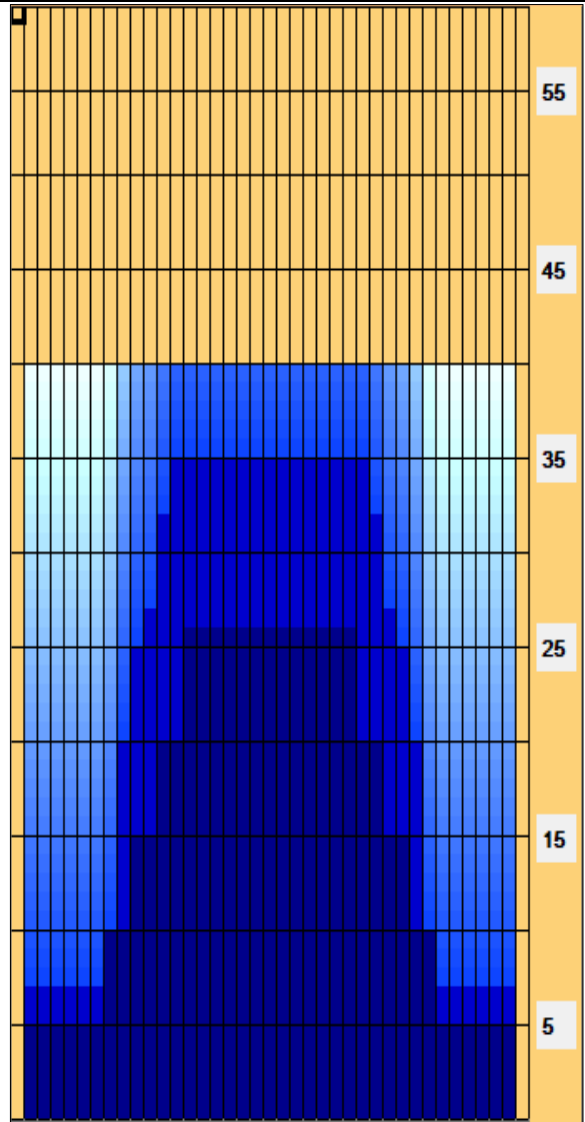
	Start	Stop	Loads	Speed	Crossed	Start	End	Feet	T.Oil
1	2L	2R	0	30	0	40.0	35.0	-5.0	0
2	13L	13R	1	18	15	35.0	32.5	-2.5	750
3	12L	12R	2	18	34	32.5	27.4	-5.1	1700
4	11L	11R	1	18	19	27.4	24.9	-2.5	950
5	10L	10R	2	18	42	24.9	19.8	-5.1	2100
6	9L	9R	4	18	92	19.8	9.6	-10.2	4600
7	8L	8R	1	18	25	9.6	7.1	-2.5	1250
8	2L	2R	1	18	37	7.1	4.6	-2.5	1850
9	2L	2R	0	14	0	4.6	0.0	-4.6	0

Navigation: Forward Reverse More

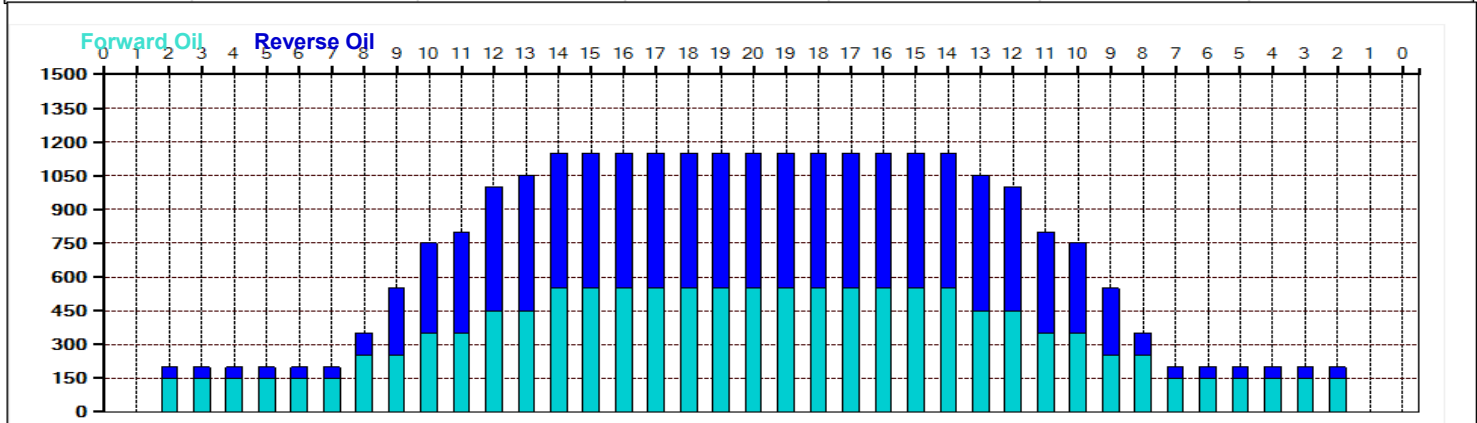
Conditioner:
Type In or Select One

TransferType:
Type In or Select One

- Forward
- Reverse
- Combined
- Buff



Item	3L-7L:18L-18R	8L-12L:18L-18R	13L-17L:18L-18R	18L-18R:17R-13R	18L-18R:12R-8R	18L-18R:7R-3R
Description	Outside Track:Middle	Middle Track:Middle	Inside Track:Middle	Middle: Inside Track	Middle:Middle Track	Middle:Outside Track
Track Zone Ratio	5.75	1.67	1.02	1.02	1.67	5.75





OHSAA State Championships 2021



Oil Pattern Distance: **39 Feet**
 Forward Oil Total: **15.3 mL**
 Forward Boards Crossed: **306 Boards**

Reverse Brush Drop: **39 Feet**
 Reverse Oil Total: **11.8 mL**
 Reverse Boards Crossed: **236 Boards**

Oil Per Board: **50 uL**
 Volume Oil Total: **27.1 mL**
 Total Boards Crossed: **542 Boards**

Start	Stop	Loads	Speed	Crossed	Start	End	Feet	T.Oil
1	2L 2R	3	14	111	0.0	3.9	3.9	5550
2	7L 7R	1	14	27	3.9	5.8	1.9	1350
3	8L 8R	2	18	50	5.8	10.9	5.1	2500
4	9L 9R	1	18	23	10.9	13.4	2.5	1150
5	10L 10R	2	18	42	13.4	18.5	5.1	2100
6	11L 11R	2	22	38	18.5	24.7	6.2	1900
7	13L 13R	1	22	15	24.7	27.8	3.1	750
8	2L 2R	0	22	0	27.8	39.0	11.2	0

Forward Reverse More

Start	Stop	Loads	Speed	Crossed	Start	End	Feet	T.Oil
1	2L 2R	0	26	0	39.0	32.0	-7.0	0
2	13L 13R	1	22	15	32.0	28.9	-3.1	750
3	11L 11R	1	18	19	28.9	26.4	-2.5	950
4	10L 10R	2	18	42	26.4	21.3	-5.1	2100
5	9L 9R	2	18	46	21.3	16.2	-5.1	2300
6	8L 8R	2	18	50	16.2	11.1	-5.1	2500
7	7L 7R	1	18	27	11.1	8.6	-2.5	1350
8	2L 2R	1	18	37	8.6	6.1	-2.5	1850
9	2L 2R	0	18	0	6.1	0.0	-6.1	0

Forward Reverse More

Conditioner:
Type In or Select One

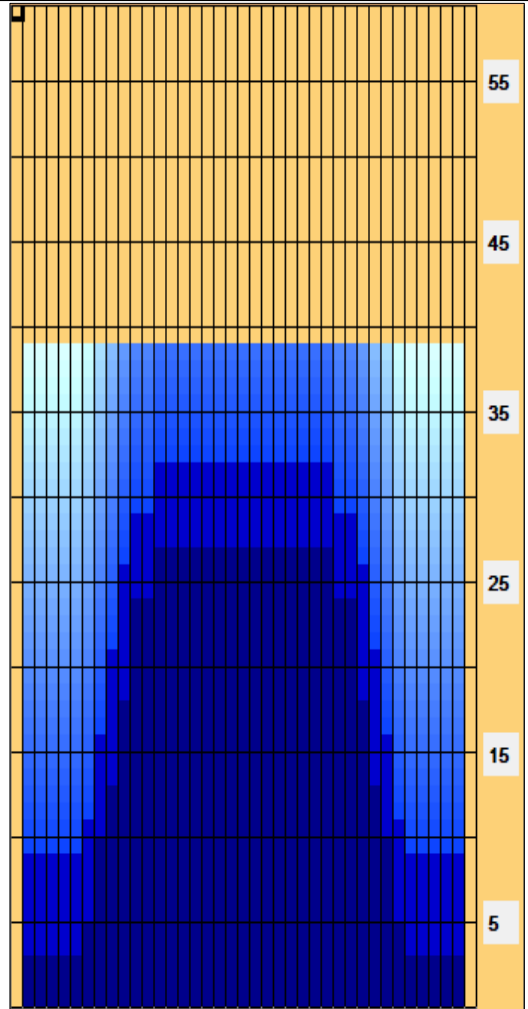
TransferType:
Type In or Select One

Forward

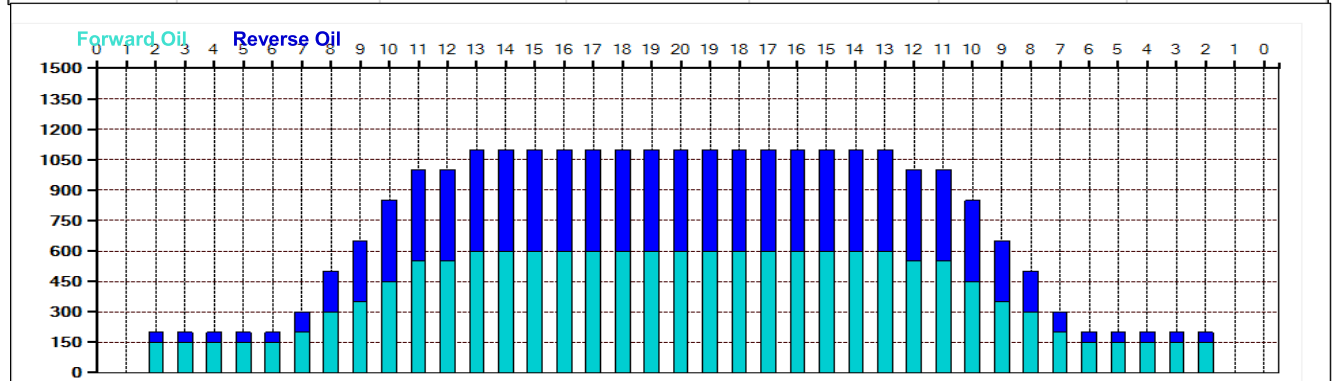
Reverse

Combined

Buff



Item	3L-7L:18L-18R	8L-12L:18L-18R	13L-17L:18L-18R	18L-18R:17R-13R	18L-18R:12R-8R	18L-18R:7R-3R
Description	Outside Track:Middle	Middle Track:Middle	Inside Track:Middle	Middle: Inside Track	Middle:Middle Track	Middle:Outside Track
Track Zone Ratio	5	1.38	1	1	1.38	5





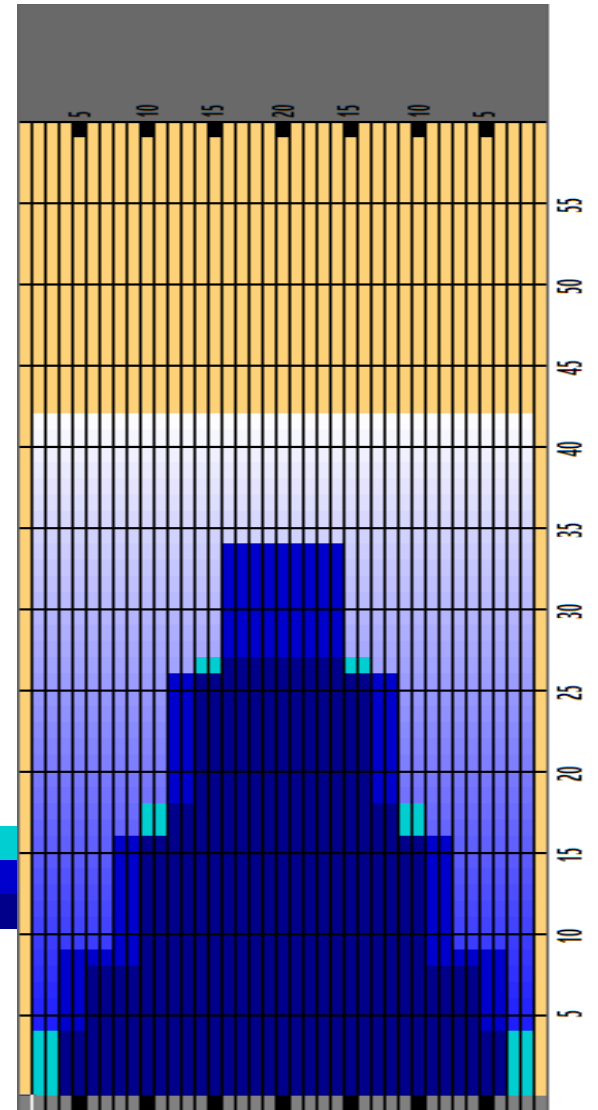
2021 TSSAA State Bowling Tournament Team Pattern



Oil Pattern Distance	42	Reverse Brush Drop	42	Oil Per Board	50 ul
Forward Oil Total	16.45 mL	Reverse Oil Total	12.25 mL	Volume Oil Total	28.7 mL
Tank Configuration	N/A	Tank A Conditioner	NAVIGATE	Tank B Conditioner	NAVIGATE

	START	STOP	LOADS	SPEED	BUFFER	TANK	CROSSED	START	END	FEET	T.OIL
1	2L	2R	4	10	3	A	148	0.0	4.2	4.2	7400
2	6L	6R	2	14	3	A	58	4.2	8.1	3.9	2900
3	10L	10R	4	18	3	A	84	8.1	18.3	10.2	4200
4	14L	14R	3	22	3	A	39	18.3	27.6	9.3	1950
5	2L	2R	0	26	3	A	0	27.6	42.0	14.4	0

	START	STOP	LOADS	SPEED	BUFFER	TANK	CROSSED	START	END	FEET	T.OIL
1	2L	2R	0	26	3	A	0	42.0	34.0	-8.0	0
2	16L	16R	3	18	3	A	27	34.0	26.4	-7.6	1350
3	12L	12R	5	14	3	A	85	26.4	16.5	-9.9	4250
4	8L	8R	4	14	3	A	100	16.5	8.6	-7.9	5000
5	4L	4R	1	10	3	A	33	8.6	7.2	-1.4	1650
6	2L	2R	0	10	3	A	0	7.2	0.0	-7.2	0



Cleaner Ratio Main Mix 5:1 Forward
 Cleaner Ratio Back End Mix 5:1 Reverse
 Cleaner Ratio Back End Distance 59 Combined
 Buffer RPM: 4 = 720 | 3 = 500 | 2 = 200 | 1 = 50

Item	3L-7L:18L-18R	8L-12L:18L-18R	13L-17L:18L-18R	18L-18R:17R-13R	18L-18R:12R-8R	18L-18R:7R-3R
Description	Outside Track:Middle	Middle Track:Middle	Inside Track:Middle	Middle: Inside Track	Middle:Middle Track	Middle:Outside Track
Track Zone Ratio	4.64	1.81	1.1	1.1	1.81	4.64

