



2017 Seniors Australian Open



Oil Pattern Distance:	42 Feet	Reverse Brush Drop:	39 Feet	Oil Per Board:	50 uL
Forward Oil Total:	12.25 mL	Reverse Oil Total:	13.6 mL	Volume Oil Total:	25.85 mL
Forward Boards Crossed:	245 Boards	Reverse Boards Crossed:	272 Boards	Total Boards Crossed:	517 Boards

	Start	Stop	Loads	Speed	Crossed	Start	End	Feet	T.Oil
1	2L	2R	2	14	74	0.0	1.9	1.9	3700
2	9L	9R	3	14	69	1.9	7.8	5.9	3450
3	11L	11R	3	18	57	7.8	15.4	7.6	2850
4	13L	13R	3	18	45	15.4	23.0	7.6	2250
5	2L	2R	0	22	0	23.0	33.0	10.0	0
6	2L	2R	0	30	0	33.0	42.0	9.0	0

	Start	Stop	Loads	Speed	Crossed	Start	End	Feet	T.Oil
1	2L	2R	0	22	0	42.0	36.0	-6.0	0
2	11L	11R	3	22	57	36.0	26.7	-9.3	2850
3	10L	10R	3	18	63	26.7	19.1	-7.6	3150
4	9L	9R	2	18	46	19.1	14.0	-5.1	2300
5	9L	9R	3	14	69	14.0	8.1	-5.9	3450
6	2L	2R	1	10	37	8.1	6.7	-1.4	1850
7	2L	2R	0	10	0	6.7	0.0	-6.7	0

Conditioner:
Type In or Select One

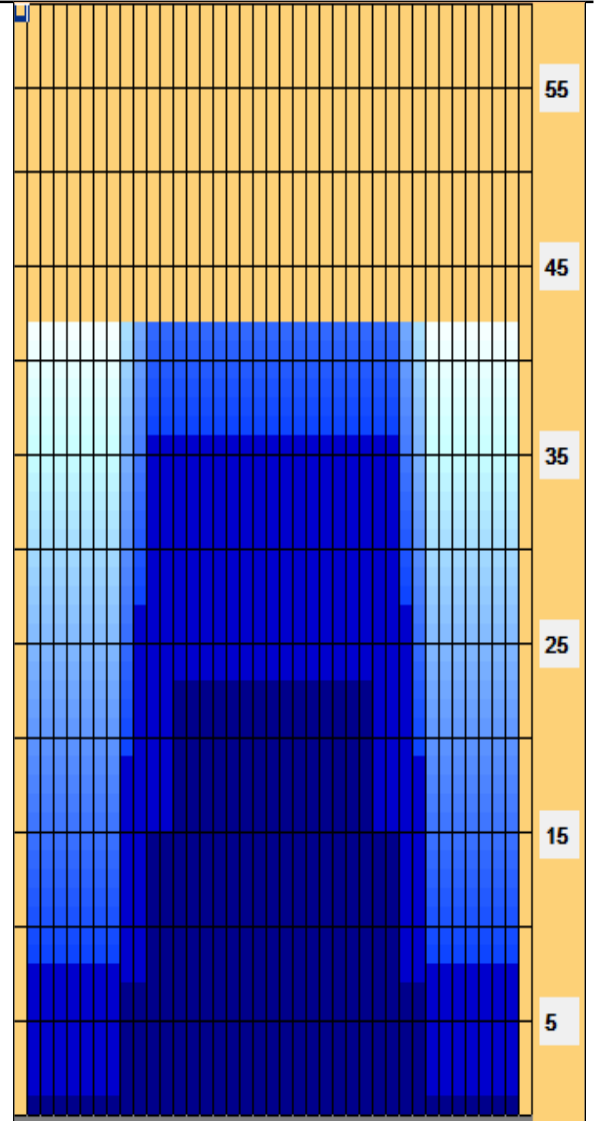
TransferType:
Type In or Select One

Forward

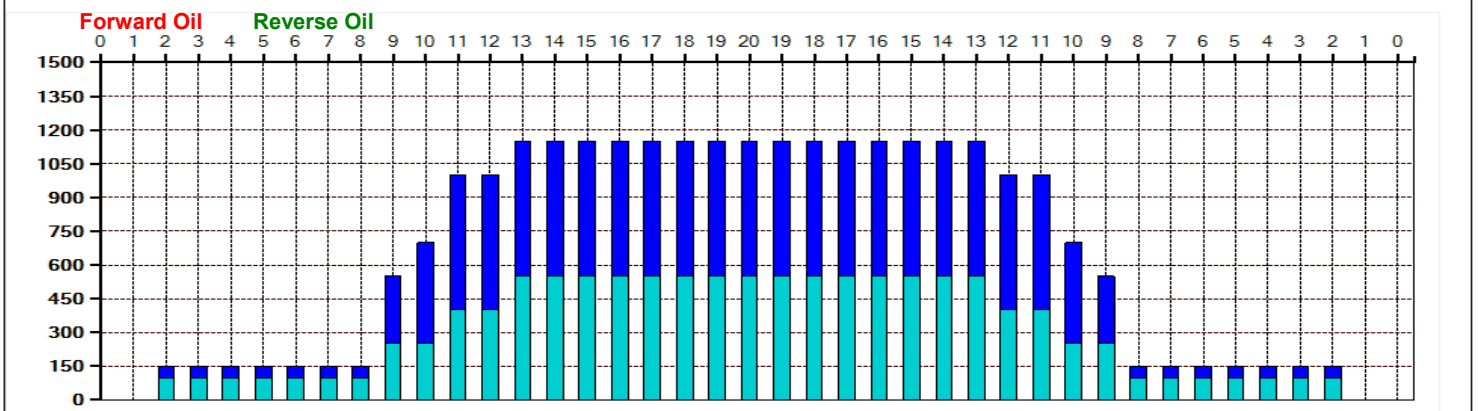
Reverse

Combined

Buff



Item	3L-7L:18L-18R	8L-12L:18L-18R	13L-17L:18L-18R	18L-18R:17R-13R	18L-18R:12R-8R	18L-18R:7R-3R
Description	Outside Track:Middle	Middle Track:Middle	Inside Track:Middle	Middle: Inside Track	Middle:Middle Track	Middle:Outside Track
Track Zone Ratio	7.67	1.69	1	1	1.69	7.67





2016 Junior Melbourne Cup



Oil Pattern Distance:	40 Feet	Reverse Brush Drop:	33 Feet	Oil Per Board:	50 uL
Forward Oil Total:	15.6 mL	Reverse Oil Total:	7.85 mL	Volume Oil Total:	23.45 mL
Forward Boards Crossed:	312 Boards	Reverse Boards Crossed:	157 Boards	Total Boards Crossed:	469 Boards

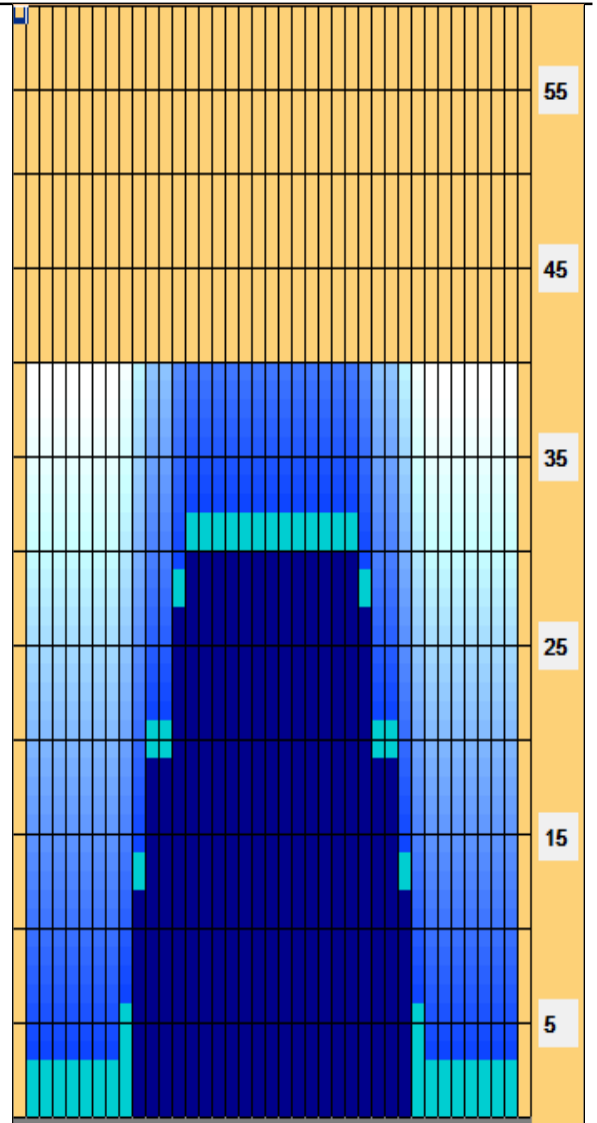
	Start	Stop	Loads	Speed	Crossed	Start	End	Feet	T.Oil
1	2L	2R	3	14	111	0.0	3.9	3.9	5550
2	9L	9R	1	18	23	3.9	6.4	2.5	1150
3	10L	10R	3	18	63	6.4	14.0	7.6	3150
4	11L	11R	3	18	57	14.0	21.6	7.6	2850
5	13L	13R	3	18	45	21.6	29.2	7.6	2250
6	14L	14R	1	22	13	29.2	32.3	3.1	650
7	2L	2R	0	22	0	32.3	33.0	0.7	0
8	2L	2R	0	26	0	33.0	40.0	7.0	0

	Start	Stop	Loads	Speed	Crossed	Start	End	Feet	T.Oil
1	2L	2R	0	30	0	40.0	30.0	-10.0	0
2	14L	14R	1	22	13	30.0	26.9	-3.1	650
3	13L	13R	3	18	45	26.9	19.3	-7.6	2250
4	11L	11R	3	18	57	19.3	11.7	-7.6	2850
5	10L	10R	2	14	42	11.7	7.8	-3.9	2100
6	2L	2R	0	10	0	7.8	0.0	-7.8	0

Conditioner:
Type In or Select One

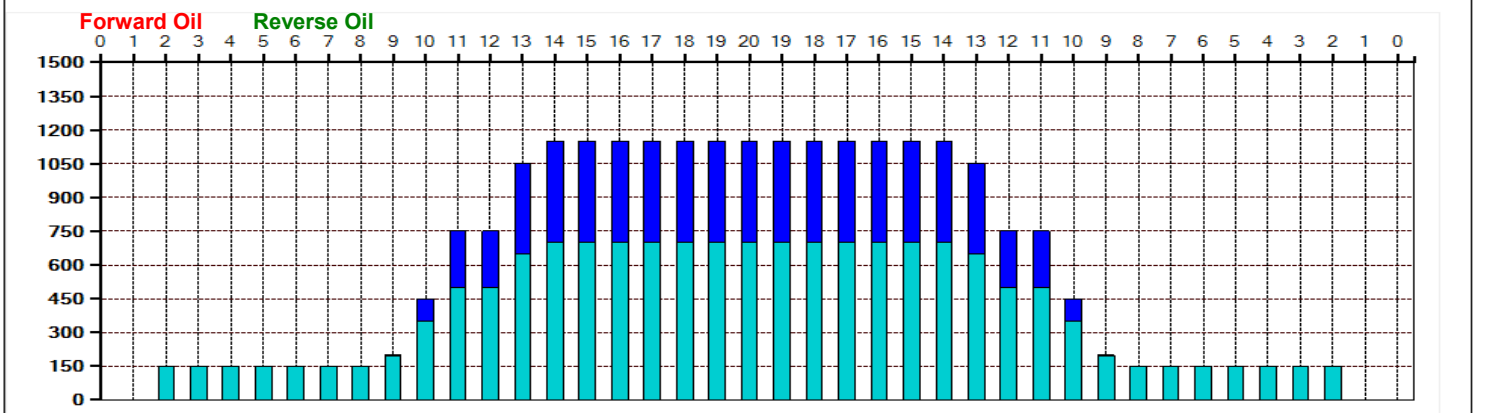
TransferType:
Type In or Select One

- Forward
- Reverse
- Combined
- Buff



_X7740

Item	3L-7L:18L-18R	8L-12L:18L-18R	13L-17L:18L-18R	18L-18R:17R-13R	18L-18R:12R-8R	18L-18R:7R-3R
Description	Outside Track:Middle	Middle Track:Middle	Inside Track:Middle	Middle: Inside Track	Middle:Middle Track	Middle:Outside Track
Track Zone Ratio	7.67	2.5	1.02	1.02	2.5	7.67





2016 Fishing World Classic

Darwin, Northern Territory (Australia)



Oil Pattern Distance: **41 Feet**
Forward Oil Total: **11.2 mL**
Forward Boards Crossed: **224 Boards**

Reverse Brush Drop: **39 Feet**
Reverse Oil Total: **13.35 mL**
Reverse Boards Crossed: **267 Boards**

Oil Per Board: **50 uL**
Volume Oil Total: **24.55 mL**
Total Boards Crossed: **491 Boards**

	Start	Stop	Loads	Speed	Crossed	Start	End	Feet	T.Oil
1	2L	2R	2	14	74	0.0	1.9	1.9	3700
2	9L	9R	2	14	46	1.9	5.8	3.9	2300
3	10L	10R	1	14	21	5.8	7.7	1.9	1050
4	11L	11R	2	14	38	7.7	11.6	3.9	1900
5	12L	12R	1	18	17	11.6	14.1	2.5	850
6	13L	13R	1	18	15	14.1	16.6	2.5	750
7	14L	14R	1	18	13	16.6	19.1	2.5	650
8	2L	2R	0	22	0	19.1	33.0	13.9	0
9	2L	2R	0	10	0	33.0	34.0	1.0	0
10	2L	2R	0	30	0	34.0	41.0	7.0	0

Forward Reverse More

	Start	Stop	Loads	Speed	Crossed	Start	End	Feet	T.Oil
1	2L	2R	0	26	0	41.0	36.0	-5.0	0
2	14L	14R	1	22	13	36.0	32.9	-3.1	650
3	13L	13R	1	18	15	32.9	30.4	-2.5	750
4	12L	12R	2	18	34	30.4	25.3	-5.1	1700
5	11L	11R	3	18	57	25.3	17.7	-7.6	2850
6	10L	10R	2	14	42	17.7	13.8	-3.9	2100
7	10L	10R	1	14	21	13.8	11.9	-1.9	1050
8	9L	9R	1	14	23	11.9	10.0	-1.9	1150
9	8L	8R	1	10	25	10.0	8.6	-1.4	1250
10	2L	2R	1	10	37	8.6	7.2	-1.4	1850
11	2L	2R	0	10	0	7.2	0.0	-7.2	0

Forward Reverse More

Conditioner:
Type In or Select
One

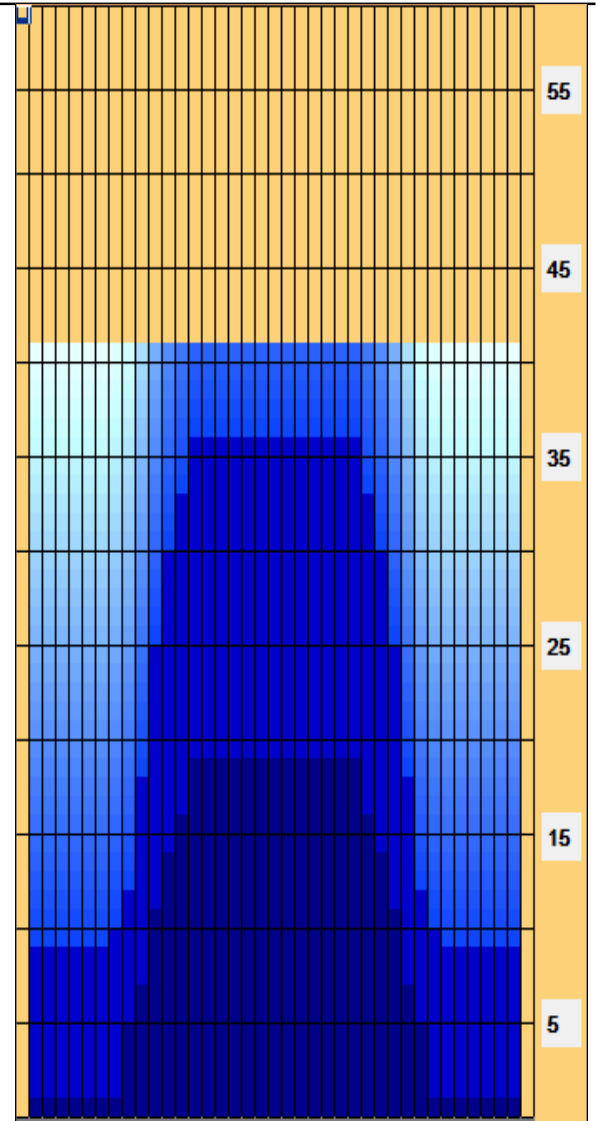
TransferType:
Type In or Select
One

Forward

Reverse

Combined

Buff



_X7741

Item	3L-7L:18L-18R	8L-12L:18L-18R	13L-17L:18L-18R	18L-18R:17R-13R	18L-18R:12R-8R	18L-18R:7R-3R
Description	Outside Track:Middle	Middle Track:Middle	Inside Track:Middle	Middle: Inside Track	Middle:Middle Track	Middle:Outside Track
Track Zone Ratio	7.67	2.02	1.02	1.02	2.02	7.67

